

PAO (Sectt)/HUA/Admn/Advice /2022-23/105-106

GOVERNMENT OF INDIA

PAO (Sectt) M/o Housing and Urban Affairs

507-C Nirman Bhawan New Delhi

Telephone No: 23062664 Fax No: 23062664

To,
The General Manager,
Reserve Bank of India,
Central Accounts Section,
Additional Office Building,
East High Court Road,
NAGPUR - 440 001

Code No:	707
Advice No:	9
Advice Date:	01/06/2022

Sir,

Please debit our account with Rs. **8,97,00,000/- (Eight Crore Ninety Seven Lakh Only.)** by contra credit to the following accounts of the Governments with the amounts mentioned against each:

Month and Year of Accounts: **June,2022**

The Amount to be Settled: **June,2022**

Sl.No.	Name of the State	State Code	Scheme Code	Amount	Sanction No. and Date
1	MADHYA PRADESH	107	1989-STATE AND UT GRANTS UNDER PMAY (URBAN)	8,97,00,000	N-11012/70/2021-HFA-I-UD (FTS-9113353) dated 31/05/2022
GRAND TOTAL:				8,97,00,000	

Signature of the authorized official


(Anthony Kujur)

Sr. Accounts Officer

1. O/o the Accountant General (A&E) -I, Madhya Pradesh, Rani Jhansi Road Gwalior-474002


2. Sh. B. K. Mandal, US (HFA-V Div), M/o Housing and Urban Affairs, New Delhi -110011.

Anthony Kujur
Sr. Accounts Officer

① AO-HFA

② Man-Cell BMDag
16/6/22

③ MIS-HFA


15/6/22

No. N-11012/70/2021-HFA-I-UD (FTS-9113353)

Government of India
Ministry of Housing & Urban Affairs
HFA-V Division

Room No. 03, Technical Cell, Gate No. 7,
Nirman Bhawan, New Delhi
Dated: 31.05.2022

To

Pay and Accounts Officer (Sectt.),
Ministry of Housing and Urban Affairs,
Nirman Bhawan, New Delhi -110011

Sub: **Release of Rs. 897.00 lakh to State Govt. of Madhya Pradesh as part amount of 3rd installment of Central Assistance for various BLC (New Construction) projects approved in various CSMC meetings under PMAY-U Mission - reg.**

Sir,

I am directed to convey the Sanction of the Competent Authority for release of **Rs. 8,97,00,000/- (Rupees Eight Crore and Ninety Seven Lakh only)** to State Govt. of Madhya Pradesh as part amount of 3rd installment of Central Assistance (**ST Component**) for various BLC (New Construction) projects approved in various Central Sanctioning and Monitoring Committee (CSMC) meetings for Creation of Capital Assets under Pradhan Mantri Awas Yojana – Urban (PMAY-U) Mission for FY 2022-23.

2. The statement showing details of the projects against which the above Central Assistance is being released towards part amount of 3rd installment of Central Assistance are at **Annexure** and also as under:

(Rs. in lakh)							
S. No.	CSMC No.	CSMC date	Project Name	Funds already released as part amount of 1 st installment of Central Assistance for ST component	Funds already released as part amount of 2 nd installment of Central Assistance for ST component	Funds already released as part amount of 3 rd installment of Central Assistance for ST component	Funds being released in this sanction as part amount of 3 rd installment of Central Assistance for ST component
i.	7	17.03.2016	12 BLC (NC)	21.07794	179.40	234.5221	0.00
ii.	12	31.08.2016	5 BLC (NC)	17.59000	211.01	234.9000	0.00
iii.	17	20.12.2016	18 BLC (NC)	501.60000	272.40	-5.1000	9.60
iv.	19	20.02.2017	40 BLC (NC)	682.20000	333.00	162.3000	6.00
v.	20	21.03.2017	43 BLC (NC)	639.60000	383.40	56.4000	23.10
vi.	21	24.04.2017	133 BLC (NC)	1,755.00000	2,310.60	831.0000	678.30
vii.	22	29.05.2017	46 BLC (NC)	414.60000	391.80	98.4000	70.20
viii.	27	30.10.2017	106 BLC (NC)	800.40000	794.40	171.9000	57.30
ix.	28	29.11.2017	24 BLC (NC)	290.40000	298.20	94.2000	7.20
x.	29	27.12.2017	164 BLC (NC)	1,050.00000	1,074.00	110.7000	-17.70
xi.	36	24.07.2018	254 BLC (NC)	77.40000	78.60	26.7000	10.80
xii.	38	26.09.2018	146 BLC (NC)	226.20000	162.60	81.0000	52.20
Total				6,476.06794	6,489.41	2,096.9221	897.00

3. The State Government has furnished requisite Utilization Certificates (UCs) **(copy enclosed)**, completion certificate, Status of implementation of Mandatory Reforms, Action Taken Report (ATR) on Third Party Quality Monitoring (TPQM) report, Geo-tagging status, Social Audit report and other necessary compliances as per scheme guidelines for release of 3rd installment.
4. Based on decision and recommendations of CSMC under PMAY-U Mission in its various meetings, the amount of Central Assistance is being released subject to the following conditions:
- i. PMAY-U being a Centrally Sponsored Scheme (CSS), the State Govt. should strictly follow the revised procedure of fund flow as per instructions issued by Department of Expenditure, Ministry of Finance, Government of India vide O.M. No. 1(13)PFMS/FCD/2020 dated 23rd March 2021. These instructions have been made effective from 1st July 2021 which inter-alia provides that
 - a. The State Govt. will transfer the Central Assistance to the designated Single Nodal Agency (SNA) within a period of 21 days of its receipt. Corresponding State share should be released as early as possible and not later than 40 days of release of the Central share. The Central share shall not be diverted to the Personal Deposit (PD) account or any other account by the State Govt. State Govt./SNA/Implementing Agencies (IAs) shall not transfer scheme-related funds to any other bank account, except for actual payments under the scheme.
 - b. Central Assistance along with State share are to be kept by the Nodal Agency in the Single Nodal Account (SNA) opened in a Scheduled Commercial Bank for the purpose and the same is mapped in PFMS. The nodal agency will allocate drawing limits to IAs having zero balance subsidiary accounts duly mapped in PFMS and linked to SNA account for drawal of funds on real time basis from the Single Nodal Account.
 - c. The nodal agency shall ensure that the interest earned from the funds released, should be mandatorily remitted to respective consolidated funds on pro-rata basis in terms of rule 230(8) of GFR 2017.
 - d. SNAs and IAs will mandatorily use the DBT/EAT module of PFMS or integrate their systems with the PFMS to ensure that information on PFMS is updated by each IA at least once every day.
 - e. SNA will keep all the funds received in the Single Nodal Account only and shall not divert the same to Fixed Deposits/Flexi-Account/Multi-Option Deposit Account/Corporate Liquid Term Deposit (CLTD) Account etc.
 - ii. The funds shall be utilized for the purpose and within the selected categorized beneficiaries, for which these are given. Otherwise, these will have to be refunded along with interest as per provisions under GFR 2017.
 - iii. Necessary sanctions/approvals/compliances required under the statutory or other regulatory regime as applicable would be obtained by the authority (ies) concerned with the project(s).
 - iv. The State Government and implementing agency shall put in place a monitoring system to ensure that the project(s) achieve scheduled milestone and envisaged outcomes including implementation of reforms and other conditionalities required under the scheme.



- v. The State Government shall utilize the grant in accordance with the approved guidelines for the implementation of PMAY-U Mission.
 - vi. The State Government shall furnish the UCs of the Grant released in the prescribed format as per GFR 2017 as provided in the scheme guidelines.
 - vii. The State Government shall ensure the geo-tagging of all houses approved under BLC component of PMAY-U Mission and subsequent release by the State Government to beneficiaries should be made in 3-4 installments depending on the progress/stage of construction of house.
 - viii. The State Government shall be required to certify that the specifications of the houses conform to NBC/IS Standards and that requisite infrastructure will be provided by the State Government/ULB. State Govt. shall also ensure that there should be no duplication/change in the identified beneficiaries.
 - ix. The State Government shall submit the Action Taken Report (ATR) on the observations/recommendations of Third Party Quality Monitoring Agency (TPQMA) for quality monitoring purpose before release of balance amount of 3rd and final installment of Central Assistance.
 - x. The balance amount of 3rd and final instalment of Central Assistance will be released contingent of achieving all mandatory reforms, completion of projects including construction of houses and infrastructure in each project and submission of project completion reports for all approved projects as per Annexure 9 of the scheme guidelines.
 - xi. The State should ensure that Model Code of Conduct is not violated while releasing funds to Implementing Agencies/ULBs/Beneficiaries.
5. The expenditure involved is debitible to the following Head of Accounts under Demand No. 60 of the Ministry of Housing and Urban Affairs for the year 2022-23:

Major Head	3601	Grants-in-aid to State Governments
Sub-Major Head	06	Centrally Sponsored Schemes
Minor Head	796	Scheduled Tribe Component
Sub Head	17	Pradhan Mantri Awas Yojana (Urban)
Detailed Head	01	Assistance to State Governments for PMAY-U
Object Head	17.01.35	Grants for Creation of Capital Assets

6. The amount will be credited to the State Government's Account at Reserve Bank of India, CAS, Nagpur as per procedure laid down by Ministry of Finance, Department of Expenditure in this regard.


7. As per rule 236(1) of GFR, 2017, the relevant accounts of the Grantee Institution(s)/Organisation(s) shall be open to inspection by the sanctioning authority and audit, both by the Comptroller and Auditor General of India under the provision of CAG (DPC) Act 1971 and internal audit by the Principal Accounts Office of the Ministry or Department, whenever the Institution or Organisation is called upon to do so.



8. This issues with the concurrence of the Finance Division vide their **Notes # 26-28** of even number dated **26.05.2022**.

9. This sanction has been registered at **S. No. 23** in the Sanction Register of HFA Mission Directorate of the Ministry of HUA for the year 2022-23.

Yours faithfully,


31/05/2022

(B.K. Mandal)


Under Secretary to the Government of India

Tel No.: 011-23063285

Encl.: As above.

Copy to:

1. Principal Secretary, Urban Development and Housing Department, State Government of Madhya Pradesh, Bhopal
2. Accountant General (A&E), Madhya Pradesh
3. Dir. (IFD), MoHUA
4. Dir. (HFA-I & III), MoHUA
5. DS (Budget), MoHUA
6. NITI Aayog, SP Divn./DR Divn., New Delhi
7. O/o CGA, Mahalekha Niyantak Bhavan, New Delhi
8. Dy. Chief (MIS/DRMC), HFA Directorate to place this sanction at appropriate place on the Website of the Ministry.
9. PMU (MIS), HFA Directorate
10. Sanction folder


31/05/2022

(B.K. Mandal)

Under Secretary to the Government of India

State Name : Madhya Pradesh , Financial Year : 2021-22, Attachment ID : EATTACHA2320211703201600126, File No. : 9124113, Budget Head : 3601.06.796.17.01.35 (ST),Annexure Attachment Date : 18/02/2022																															
S.No	Mission Component	City	Project Name	CSMC Date	Project Cost (Rs. in lakhs)	Central Share (Rs. in lakhs)	Beneficiary as per DPR				Beneficiary Attached				Installment Details		Sanction Made (Rs. in lakhs)			Beneficiary Sanctioned			Already Released 1st Installment (Rs. in lakhs)			Already Released 2nd Installment (Rs. in lakhs)			Already Released 3rd Installment (Rs. in lakhs)		
							OT	SC	ST	Total	OT	SC	ST	Total	Installment No.	Release No.	OT	SC	ST	OT	SC	ST	OT	SC	ST	OT	SC	ST	OT	SC	ST
1	BLC	Betul	Construction of 751 EWS DUs under Beneficiary Led construction BLC vertical of Pradhan Mantri Awas Yojana Urban in Betul (7C23802335025767)	17/03/2016	2891.350	1126.50000	0	0	94	94	0	0	94	94	3	2	0.00000	0.00000	0.00000	0	0	93	424.98000000	28.13000000	11.89000000	295.20000000	111.00000000	58.80000000	-9.18000000	127.87000000	68.81000000
2	BLC	Burhanpur	Construction of 957 EWS DUs under Beneficiary Led construction BLC vertical of Pradhan Mantri Awas Yojana Urban in Burhanpur (7C23802419025403)	17/03/2016		1435.50000	0	0	3	3	0	0	3	3	3	1	0.00000	0.00000	0.00000	0	0	3	586.72000000	32.18000000	2.70000000	523.20000000	90.60000000	1.80000000	0.00000000	0.00000000	0.00000000
3	BLC	Nasrullaganj	Beneficiary-led Housing for 496 EWS DUs in Nasrullaganj under PMAY (7C23802319010898)	17/03/2016	2226.610	744.00000	0	0	62	62	0	0	62	62	3	2	0.00000	0.00000	0.00000	0	0	62	291.24000000	6.60000000	2.16000000	204.60000000	57.60000000	37.80000000	-6.84000000	78.30000000	53.04000000
4	BLC	Ujjain	Beneficiary Led Housing for 828 EWS DUs in Ujjain under PMAY (7C23802230030780)	17/03/2016	3712.070	1242.00000	0	0	137	137	0	0	135	135	3	1	0.00000	0.00000	0.00000	0	0	132	409.71467000	433.15739000	4.32794000	69.00000000	0.00000000	81.00000000	-298.71470000	412.84260000	112.67210000
Grand Total							0	0	296	296	0	0	294	294	3	1	0.00000	0.00000	0.00000	0	0	290	1712.65467000	500.06739000	21.07794000	1092.00000000	259.20000000	179.40000000	-314.73470000	619.01260000	234.52110000

7

State Name : Madhya Pradesh , Financial Year : 2021-22, Attachment ID : EATTACHAD320213168203606127, File No. : 9124113, Budget Head : 3601.06.796.17.01.35 (ST),Annexure Attachment Date : 18/02/2022																															
S.No	Mission Component	City	Project Name	CSMC Date	Project Cost (Rs. in lakhs)	Central Share (Rs. in lakhs)	Beneficiary as per DPR			Beneficiary Attached			Installment Details		Sanction Made (Rs. in lakhs)			Beneficiary Sanctioned			Already Released 1st Installment (Rs. in lakhs)			Already Released 2nd Installment (Rs. in lakhs)			Already Released 3rd Installment (Rs. in lakhs)				
							OT	SC	ST	Total	OT	SC	ST	Total	Instalment No.	Release No.	OT	SC	ST	OT	SC	ST	OT	SC	ST	OT	SC	ST	OT	SC	ST
1	BLC	Manawar	Beneficiary-Led Construction for 087 EWS Units in Manawar under PMAY (7C23802265010901)	31/08/2016	2644.430	1030.50000	0	0	272	272	0	0	271	271	3	2	0.00000	0.00000	0.00000	0	0	269	426.14000000	5.93000000	7.73000000	237.60000000	31.20000000	171.00000000	-129.74000000	33.37000000	224.77000000
2	BLC	Narsinghpur	Beneficiary-Led Construction for 164 EWS Unit in Narsinghpur under PMAY (7C23802367025505)	31/08/2016	1408.760	396.00000	0	0	17	17	0	0	17	17	3	2	0.00000	0.00000	0.00000	0	0	15	253.47000000	16.34000000	3.19000000	81.33000000	83.26000000	24.41000000	-69.30000000	-29.10000000	-5.10000000
3	BLC	Sendhwa	Beneficiary-Led Construction for 131 EWS Units in Sendhwa under PMAY (7C23802293024806)	31/08/2016	1274.350	496.50000	0	0	26	26	0	0	26	26	3	2	0.00000	0.00000	0.00000	0	0	25	186.95000000	8.59000000	6.67000000	155.40000000	30.60000000	15.60000000	37.15000000	37.31000000	15.23000000
Grand Total							0	0	315	315	0	0	314	314			6.00000	0.00000	6.00000	0	0	309	846.56000000	30.86000000	17.59000000	474.33000000	145.06000000	111.01000000	-161.89000000	41.58000000	234.90000000

7

S.No	Mission Component	City	Project Name	CSMC Date	Project Cost (Rs. in lakhs)	Central Share (Rs. in lakhs)	Beneficiary as per DPR			Beneficiary Attached			Installation Details		Sanction Made (Rs. in lakhs)			Beneficiary Sanctioned			Already Released 1st Installment (Rs. in lakhs)			Already Released 2nd Installment (Rs. in lakhs)			Already Released 3rd Installment (Rs. in lakhs)				
							OT	SC	ST	Total	OT	SC	ST	Total	Instalment No.	Release No.	OT	SC	ST	OT	SC	ST	OT	SC	ST	OT	SC	ST	OT	SC	ST
1	BLC	Barwani	Construction of 706 EWS DUs under Beneficiary Led construction BLC vertical of Pradhan Mantri Awas Yojana Urban in Barwani (7C23802285024803)	20/12/2016	2718.100	1059.00000	0	0	114	114	0	0	114	114	3	2	0.00000	0.00000	0.00000	0	0	114	208.80000000	106.80000000	135.60000000	309.00000000	61.80000000	68.40000000	209.70000000	-11.10000000	-33.00000000
2	BLC	Chhindwara	Beneficiary led construction for 1/91 EWS in CHHINDWARA under PMAY (7C23802386025424)	20/12/2016	5257.190	1936.50000	0	0	215	215	0	0	215	215	3	2	0.00000	0.00000	0.00000	0	0	203	585.00000000	180.00000000	135.60000000	555.60000000	187.80000000	149.40000000	35.40000000	13.20000000	19.50000000
3	BLC	Dewas	Beneficiary led construction for 814 EWS in DEWAS under PMAY (7C23802248011197)	20/12/2016	3132.300	1221.00000	0	0	44	44	0	0	44	44	3	2	0.00000	0.00000	0.00000	0	0	44	337.80000000	125.40000000	26.40000000	338.40000000	124.80000000	26.40000000	138.30000000	58.80000000	13.20000000
4	BLC	Khurai	Beneficiary led construction for 1/03 EWS in khurai under PMAY (7C23802154011135)	20/12/2016	5554.280	1804.50000	0	0	87	87	0	0	87	87	3	1	0.00000	0.00000	9.60000	0	0	76	456.60000000	207.00000000	67.20000000	301.80000000	371.40000000	37.20000000	0.00000000	0.00000000	0.00000000
5	BLC	Morena	Beneficiary Led construction for 715 EWS housing in MORENA under PMAY (7C23802083010882)	20/12/2016	3377.010	1117.50000	0	0	77	77	0	0	77	77	3	2	0.00000	0.00000	0.00000	0	0	65	313.80000000	121.80000000	70.80000000	367.80000000	112.20000000	22.80000000	-3.60000000	1.50000000	3.90000000
6	BLC	Patharia	Beneficiary led construction for 242 EWS in PATHARIA under PMAY (7C23802155030847)	20/12/2016	931.340	363.00000	0	0	7	7	0	0	7	7	3	1	0.00000	0.00000	0.00000	0	0	5	141.60000000	0.00000000	4.20000000	85.20000000	56.40000000	4.20000000	34.20000000	11.10000000	-0.90000000
7	BLC	Rehli	Beneficiary-Led Construction for 413 EWS and 40 IG Plots in Rehli under PMAY (7C23802162011156)	20/12/2016	2091.070	619.50000	0	0	5	5	0	0	5	5	3	2	0.00000	0.00000	0.00000	0	0	5	201.00000000	41.40000000	9.60000000	192.60000000	56.40000000	3.00000000	74.40000000	18.70000000	-5.10000000
8	BLC	Shajapur	Beneficiary-Led Construction for 471 EWS housing in SHAJAPUR under PMAY (7C23802239011293)	20/12/2016	1812.680	706.50000	0	0	10	10	0	0	10	10	3	2	0.00000	0.00000	0.00000	0	0	7	213.60000000	49.20000000	52.20000000	291.60000000	49.20000000	-39.00000000	33.30000000	0.60000000	-2.70000000
Grand Total							0	0	559	559	0	0	559	559	0	0	0.00000	0.00000	9.60000	0	0	519	2458.20000000	831.60000000	501.60000000	2442.00000000	1020.00000000	272.40000000	521.70000000	112.80000000	-5.10000000

7

State Name : Madhya Pradesh, Financial Year : 2021-22, Attachment ID : EATTACH232021200210170019, File No. : 9124113, Budget Head : 3601.06.796.17.01.35 (ST), Annexure Attachment Date : 18/02/2022

S.No	Mission Component	City	Project Name	CSMC Date	Project Cost (Rs. in lakhs)	Central Share (Rs. in lakhs)	Beneficiary as per DPR				Beneficiary Attached			Installment Details		Sanction Made (Rs. in lakhs)			Beneficiary Sanctioned			Already Released 1st Installment (Rs. in lakhs)			Already Released 2nd Installment (Rs. in lakhs)			Already Released 3rd Installment (Rs. in lakhs)			
							OT	SC	ST	Total	OT	SC	ST	Total	Installment No.	Release No.	OT	SC	ST	OT	SC	ST	OT	SC	ST	OT	SC	ST	OT	SC	ST
1	BLC	Alirajpur	Construction of 349 EWS DUs under Beneficiary Led construction BLC vertical of Pradhan Mantri Awas Yojana Urban in Alirajpur (7C238024330/5760)	20/02/2017	134.1650	523.50000	0	0	145	145	0	0	145	145	3	2	0.00000	0.00000	0.00000	0	0	145	55.80000000	79.20000000	80.40000000	62.40000000	63.60000000	88.80000000	30.30000000	14.70000000	48.30000000
2	BLC	Amarwara	Beneficiary Led construction for 657 EWS housing in Amarwara under PMAY (7C238023770/5038)	20/02/2017	2579.450	985.50000	0	0	38	38	0	0	38	38	3	2	0.00000	0.00000	0.00000	0	0	38	306.00000000	76.20000000	27.60000000	307.80000000	75.60000000	24.60000000	92.70000000	26.70000000	4.80000000
3	BLC	Betul-Bazar	Construction of 222 EWS DUs under Beneficiary Led construction BLC vertical of Pradhan Mantri Awas Yojana Urban in Betul-Bazar (7C238023300/25768)	20/02/2017	854.700	333.00000	0	0	5	5	0	0	5	5	3	2	0.00000	0.00000	1.50000	0	0	5	107.40000000	39.00000000	2.40000000	94.20000000	-7.80000000	4.80000000	57.90000000	6.30000000	-1.20000000
4	BLC	Chandla	Beneficiary Led construction for 121 EWS housing in Chandla under PMAY (7C238021340/7934)	20/02/2017	575.940	181.50000	0	0	0	0	0	0	0	0	3	1	0.00000	0.00000	0.00000	0	0	0	41.40000000	28.20000000	6.00000000	58.80000000	16.80000000	0.00000000	36.30000000	-6.00000000	-6.00000000
5	BLC	Garhakota	Beneficiary Led construction for 261 EWS housing in GARHAKOTA under PMAY (7C238021610/1116)	20/02/2017	1439.500	391.50000	0	0	9	9	0	0	9	9	3	2	0.00000	0.00000	0.00000	0	0	9	142.20000000	22.20000000	15.60000000	118.80000000	54.00000000	5.40000000	-10.50000000	42.30000000	-7.50000000
6	BLC	Itarsi	Beneficiary led construction of 194 EWS units in ITARSI under PMAY (7C238023450/10792)	20/02/2017	906.800	291.00000	0	0	14	14	0	0	13	13	3	2	0.00000	0.00000	0.00000	0	0	12	88.20000000	22.20000000	7.20000000	52.20000000	55.80000000	9.60000000	27.60000000	10.50000000	1.20000000
7	BLC	Ihabua	Beneficiary Led construction for 232 EWS housing in Ihabua under PMAY (7C238024290/10871)	20/02/2017	892.900	348.00000	0	0	203	203	0	0	202	202	3	2	0.00000	0.00000	0.00000	0	0	202	26.40000000	3.00000000	111.00000000	16.80000000	0.00000000	115.80000000	-1.20000000	-3.00000000	76.20000000
8	BLC	Lanji	Beneficiary Led construction for 399 EWS housing in Lanji under PMAY (7C238024000/1040)	20/02/2017	1535.520	598.50000	0	0	47	47	0	0	47	47	3	2	0.00000	0.00000	0.00000	0	0	42	216.00000000	15.60000000	36.00000000	216.00000000	26.40000000	25.20000000	13.50000000	1.50000000	1.80000000
9	BLC	Narsimhapur	Beneficiary Led construction for 334 EWS housing in NARSHIPUR under PMAY (7C238023670/2506)	20/02/2017	1480.620	501.00000	0	0	14	14	0	0	14	14	3	1	0.00000	0.00000	1.50000	0	0	13	183.00000000	37.80000000	9.60000000	165.00000000	42.60000000	8.40000000	0.00000000	0.00000000	0.00000000
10	BLC	Pandhurna	Beneficiary Led construction for 721 EWS housing in Pandhurna under PMAY (7C238022910/4588)	20/02/2017		1081.50000	0	0	54	54	0	0	54	54	3	2	0.00000	0.00000	0.00000	0	0	54	398.40000000	51.00000000	21.60000000	391.80000000	38.40000000	37.20000000	79.80000000	-0.90000000	22.20000000
11	BLC	Raghogarh-Vijaypur	Construction of 433 EWS DUs under Beneficiary Led construction BLC vertical of Pradhan Mantri Awas Yojana Urban in Raghogarh Vijaypur (7C238024020/10853)	20/02/2017	1666.440	649.50000	0	0	27	27	0	0	27	27	3	2	0.00000	0.00000	1.50000	0	0	24	90.00000000	10.20000000	178.80000000	267.60000000	130.20000000	-142.80000000	51.90000000	27.60000000	-1.50000000
12	BLC	Raisen	Beneficiary Led construction for 296 EWS housing in RAISEN under PMAY (7C238023230/10837)	20/02/2017	1098.140	444.00000	0	0	33	33	0	0	33	33	3	2	0.00000	0.00000	0.00000	0	0	32	91.20000000	54.00000000	36.00000000	66.60000000	94.20000000	19.80000000	-1.80000000	76.80000000	-7.80000000
13	BLC	Rehli	Beneficiary Led construction for 631 EWS housing in Rehli under PMAY (7C238021630/5578)	20/02/2017	3010.310	946.50000	0	0	27	27	0	0	27	27	3	2	0.00000	0.00000	0.00000	0	0	25	310.80000000	46.80000000	23.40000000	181.20000000	190.80000000	9.00000000	76.50000000	38.40000000	5.10000000
14	BLC	Seoni-Malwa	Beneficiary-Led Construction for 781 EWS housing in Seoni-Malwa under PMAY (7C238023440/5785)	20/02/2017	3006.850	1171.50000	0	0	70	70	0	0	70	70	3	2	0.00000	0.00000	0.00000	0	0	68	394.20000000	49.20000000	33.00000000	372.60000000	61.20000000	42.60000000	113.70000000	39.60000000	26.40000000
15	BLC	Ujjain	Beneficiary Led construction for 2437 EWS housing in UJJAIN under PMAY (7C238022300/30782)	20/02/2017	11870.850	3655.50000	0	0	128	128	0	0	128	128	3	1	0.00000	0.00000	1.50000	0	0	120	1341.00000000	295.80000000	93.60000000	869.40000000	664.80000000	84.60000000	383.40000000	537.90000000	0.30000000
Grand Total							0	0	814	814	0	0	812	812			0.00000	0.00000	6.00000	0	0	789	3792.00000000	830.40000000	682.20000000	3241.20000000	1506.60000000	333.00000000	183.30000000	812.40000000	162.30000000

9

S.No	Mission Component	City	Project Name	CSMC Date	Project Cost		Beneficiary as per DPR				Beneficiary Attached				Installment Details		Sanction Made			Beneficiary Sanctioned			Already Released 1st Installment			Already Released 2nd Installment			Already Released 3rd Installment					
					(Rs. in lakhs)	Central Share (Rs. in lakhs)	OT	SC	ST	Total	OT	SC	ST	Total	Installment No.	Release No.	OT	SC	ST	OT	SC	ST	OT	SC	ST	OT	SC	ST	OT	SC	ST	OT	SC	ST
1	BLC	Balaghat	Beneficiary Led Construc tion for 663 EWS housing in Balaghat under PMAY (7C23802397030732)	21/03/2017	2552.550	994.50000	0	0	23	23	0	0	23	23	3	1	0.00000	0.00000	0.00000	0	0	21	250.80000000	109.20000000	69.60000000	393.60000000	18.00000000	15.00000000	198.60000000	-95.70000000	-53.10000000			
2	BLC	Bamori	Beneficiary Led Construc tion for 287 EWS housing in Bamori under PMAY (7C23802088030736)	21/03/2017		430.50000	0	0	2	2	0	0	2	2	3	1	0.00000	0.00000	0.00000	0	0	2	113.40000000	53.40000000	20.40000000	87.00000000	115.80000000	-18.00000000	17.10000000	27.30000000	0.60000000			
3	BLC	Bhaurasa	Beneficiary Led Construc tion for 93 EWS housing in Bhaurasa under PMAY (7C23802245011119)	21/03/2017	344.100	139.50000	0	0	2	2	0	0	2	2	3	2	0.00000	0.00000	0.00000	0	0	2	45.60000000	10.80000000	1.80000000	48.00000000	9.60000000	0.60000000	5.40000000	5.10000000	0.60000000			
4	BLC	Bhedaghat	Beneficiary Led Construc tion for 231 EWS housing in Bhedaghat under PMAY (7C23802362027930)	21/03/2017	889.000	346.50000	0	0	26	26	0	0	26	26	3	1	0.00000	0.00000	0.00000	0	0	25	136.20000000	48.60000000	19.20000000	165.00000000	-0.60000000	38.40000000	-35.70000000	-7.50000000	-20.10000000			
5	BLC	Bhitwar	Beneficiary Led Construc tion for 142 EWS housing in Bhitwar under PMAY (7C23802105025769)	21/03/2017	546.700	213.00000	0	0	18	18	0	0	18	18	3	2	0.00000	0.00000	0.00000	0	0	15	72.00000000	22.20000000	11.40000000	18.00000000	40.20000000	11.40000000	7.50000000	17.10000000	-0.30000000			
6	BLC	Burhanpur	Construction of 1487 EWS DUs under Beneficiary Led construc tion BLC vertical of Pradhan Mantri Awas Yojana Urban in Burhanpur (7C2380239025407)	21/03/2017	5722.770	2230.50000	0	0	4	4	0	0	4	4	3	2	0.00000	0.00000	0.00000	0	0	4	786.00000000	132.60000000	2.40000000	786.00000000	125.40000000	2.40000000	219.00000000	34.50000000	1.20000000			
7	BLC	Chandameta-Butaria	Beneficiary Led Construc tion for 155 EWS housing in Chandameta under PMAY (7C23802384011906)	21/03/2017	596.560	232.50000	0	0	36	36	0	0	36	36	3	1	0.00000	0.00000	9.30000	0	0	35	72.00000000	21.00000000	6.60000000	33.60000000	15.00000000	36.60000000	0.00000000	0.00000000	0.00000000			
8	BLC	Chanderi	Construction of 272 EWS DUs under Beneficiary Led construc tion BLC vertical of Pradhan Mantri Awas Yojana Urban in Chanderi (7C2380240710794)	21/03/2017	1046.760	408.00000	0	0	36	36	0	0	36	36	3	2	0.00000	0.00000	1.50000	0	0	33	118.20000000	25.80000000	22.20000000	85.80000000	57.00000000	23.40000000	-6.00000000	47.70000000	2.40000000			
9	BLC	Chaurai Khas	Beneficiary Led Construc tion for 305 EWS housing in Chaurai under PMAY (7C23802379030741)	21/03/2017	1174.250	457.50000	0	0	18	18	0	0	18	18	3	1	0.00000	0.00000	0.00000	0	0	16	160.80000000	60.00000000	19.20000000	242.40000000	-15.60000000	3.60000000	-26.70000000	-2.40000000	1.20000000			
10	BLC	Guna	Construction of 344 EWS DUs under Beneficiary Led construc tion BLC vertical of Pradhan Mantri Awas Yojana Urban in Guna (7C23802401025716)	21/03/2017	1759.540	516.00000	0	0	7	7	0	0	7	7	3	2	0.00000	0.00000	0.00000	0	0	7	198.00000000	80.40000000	46.80000000	247.20000000	100.80000000	-38.40000000	-134.70000000	-16.20000000	2.10000000			
11	BLC	Jaisinghnagar	Beneficiary Led Construc tion for 353 EWS housing in Jaisinghnagar under PMAY (7C23802412025779)	21/03/2017	1359.050	529.50000	0	0	59	59	0	0	60	60	3	2	0.00000	0.00000	0.00000	0	0	55	142.80000000	58.20000000	12.60000000	134.40000000	48.00000000	31.20000000	39.30000000	-13.20000000	38.70000000			
12	BLC	Jaora	Beneficiary Led Construc tion for 406 EWS housing in Jaora under PMAY (7C23802216011232)	21/03/2017	1559.680	609.00000	0	0	51	51	0	0	51	51	3	2	0.00000	0.00000	0.00000	0	0	46	164.40000000	50.40000000	30.60000000	172.80000000	42.00000000	30.60000000	78.30000000	0.60000000	7.80000000			
13	BLC	Kailaras	Beneficiary Led Construc tion for 95 EWS housing in Kailaras under PMAY (7C23802086025454)	21/03/2017	365.610	142.50000	0	0	8	8	0	0	8	8	3	2	0.00000	0.00000	0.00000	0	0	8	64.20000000	28.80000000	10.80000000	121.80000000	-18.00000000	0.00000000	-67.50000000	1.20000000	1.20000000			
14	BLC	Kakarhati	Beneficiary Led Construc tion for 432 EWS housing in Kakarhati under PMAY (7C23802150001867)	21/03/2017	1662.550	648.00000	0	0	90	90	0	0	90	90	3	2	0.00000	0.00000	0.00000	0	0	77	186.00000000	46.20000000	27.00000000	-21.60000000	201.00000000	79.80000000	26.10000000	40.80000000	8.70000000			
15	BLC	Karera	Beneficiary Led Construc tion for 291 EWS housing in Karera under PMAY (7C23802114030749)	21/03/2017	1119.950	436.50000	0	0	19	19	0	0	17	17	3	1	0.00000	0.00000	-0.60000	0	0	14	109.80000000	46.80000000	21.00000000	109.80000000	64.80000000	0.60000000	0.00000000	0.00000000	0.00000000			
16	BLC	Khandwa	Beneficiary Led Construc tion for 1050 EWS housing in Khandwa under PMAY (7C23802435010879)	21/03/2017	4040.960	1575.00000	0	0	47	47	0	0	47	47	3	1	0.00000	0.00000	6.90000	0	0	43	481.20000000	177.00000000	39.00000000	354.00000000	233.40000000	18.60000000	0.00000000	0.00000000	0.00000000			
17	BLC	Khargone	Beneficiary Led Construc tion for 1838 EWS housing in Khargone under PMAY (7C23802284025780)	21/03/2017	8658.540	2757.00000	0	0	155	155	0	0	155	155	3	2	0.00000	0.00000	0.00000	0	0	153	975.00000000	143.40000000	88.80000000	813.00000000	271.80000000	80.40000000	199.50000000	70.80000000	60.30000000			
18	BLC	Lakhnadon	Beneficiary Led Construc tion for 416 EWS housing in Lakhnadon under PMAY (7C23802393011038)	21/03/2017	1601.010	624.00000	0	0	73	73	0	0	73	73	3	2	0.00000	0.00000	1.50000	0	0	72	171.60000000	40.20000000	42.60000000	109.20000000	100.20000000	45.00000000	49.20000000	29.10000000	18.90000000			
19	BLC	Loharda	Beneficiary Led Construc tion for 99 EWS housing in Loharda under PMAY (7C23802250011284)	21/03/2017	366.300	148.50000	0	0	6	6	0	0	6	6	3	2	0.00000	0.00000	0.00000	0	0	6	25.80000000	26.40000000	7.80000000	25.80000000	30.00000000	3.60000000	9.90000000	14.10000000	-2.40000000			
20	BLC	Mhowgaon	Beneficiary Led Construc tion for 410 EWS housing in Mhowgaon under PMAY (7C23802276030761)	21/03/2017	1578.500	615.00000	0	0	42	42	0	0	42	42	3	1	0.00000	0.00000	3.00000	0	0	42	159.00000000	61.20000000	32.40000000	192.00000000	31.80000000	26.40000000	96.00000000	-24.00000000	1.20000000			
21	BLC	Mohgaon	Beneficiary Led Construc tion for 69 EWS housing in Mohgaon under PMAY (7C23802388011050)	21/03/2017	265.500	103.50000	0	0	13	13	0	0	13	13	3	2	0.00000	0.00000	0.00000	0	0	13	31.80000000	4.20000000	6.60000000	31.20000000	3.60000000	7.80000000	13.50000000	-0.30000000	5.10000000			
22	BLC	Newton Chikhli Kalan	Beneficiary Led Construc tion for 152 EWS housing in Newton Chikhli under PMAY (7C23802282025712)	21/03/2017	584.990	228.00000	0	0	20	20	0	0	20	20	3	2	0.00000	0.00000	1.50000	0	0	20	105.00000000	50.40000000	44.40000000	17.40000000	-10.80000000	-20.40000000	20.10000000	8.40000000	4.50000000			
23	BLC	Sabalgarh	Beneficiary Led Construc tion for 231 EWS housing in Sabalgarh under PMAY (7C23802088025782)	21/03/2017	889.350	346.50000	0	0	5	5	0	0	5	5	3	2	0.00000	0.00000	0.00000	0	0	5	112.20000000	43.20000000	17.40000000	152.40000000	14.40000000	3.60000000	38.40000000	-30.60000000	-13.50000000			
24	BLC	Sohagpur	Beneficiary Led Construc tion for 307 EWS housing in Sohagpur under PMAY (7C23802348010804)	21/03/2017	1181.460	460.50000	0	0	12	12	0	0	12	12	3	2	0.00000	0.00000	0.00000	0	0	11	119.40000000	48.60000000	19.20000000	161.40000000	21.00000000	-4.80000000	38.70000000	11.40000000	2.10000000			
25	BLC	Talen	Beneficiary Led Construc tion for 236 EWS housing in Talen under PMAY (7C23802304001905)	21/03/2017	908.250	354.00000	0	0	10	10	0	0	10	10	3	2	0.00000	0.00000	0.00000	0	0	10	85.20000000	36.60000000	19.80000000	105.00000000	29.40000000	6.00000000	70.80000000	-7.50000000	-10.80000000			
					Grand Total		0	0	781	781	0	0	781	781	3	2	0.00000	0.00000	23.10000	0	0	735	4886.40000000	1423.60000000	639.60000000	4545.20000000	1528.20000000	381.40000000	856.80000000	125.70000000	56.40000000			

9

State Name : Madhya Pradesh, Financial Year : 2021-22, Attachment ID : EATTA032320212404201700131, File No. : 9324113, Budget Head : 3601.06.796.17.01.35 (ST),Annexure Attachment Date : 18/02/2022																																	
S.No	Mission Component	City	Project Name	CSMC Date	Project Cost (Rs. in lakhs)	Central Share (Rs. in lakhs)	Beneficiary as per DPR					Beneficiary Attached			Installment Details		Sanction Made (Rs. in lakhs)			Beneficiary Sanctioned			Already Released 1st Installment (Rs. in lakhs)			Already Released 2nd Installment (Rs. in lakhs)			Already Released 3rd Installment (Rs. in lakhs)				
							OT	SC	ST	Total	OT	SC	ST	Total	Installment No.	Release No.	OT	SC	ST	OT	SC	ST	OT	SC	ST	OT	SC	ST	OT	SC	ST		
1	BLC	Akoda	Construction of 34 EWS DUs under Beneficiary Led construction BLC vertical of Pradhan Mantri Awas Yojana Urban in Akoda (7C2380209101089)	24/04/2017	130.900	51.00000	0	0	0	0	0	0	0	0	0	3	1	0.00000	0.00000	0.00000	0	0	0	1.80000000	19.80000000	0.00000000	1.80000000	19.80000000	0.00000000	0.00000000	0.00000000	0.00000000	0.00000000
2	BLC	Amla	Construction of 232 EWS DUs under Beneficiary Led construction BLC vertical of Pradhan Mantri Awas Yojana Urban in Amla (7C2380234001077)	24/04/2017	996.200	348.00000	0	0	1	1	0	0	1	1	3	2	0.00000	0.00000	-18.00000	0	0	0	150.00000000	8.40000000	0.60000000	150.00000000	8.40000000	-17.40000000	0.00000000	-0.30000000	34.80000000	0.00000000	
3	BLC	Anjad	Construction of 496 EWS DUs under Beneficiary Led construction BLC vertical of Pradhan Mantri Awas Yojana Urban in Anjad (7C2380228601080)	24/04/2017	2084.600	744.00000	0	0	221	221	0	0	221	221	3	2	0.00000	0.00000	79.80000	0	0	218	96.60000000	0.00000000	53.40000000	0.00000000	70.20000000	0.00000000	137.40000000	103.80000000	193.80000000	0.00000000	
4	BLC	Athner	Construction of 194 EWS DUs under Beneficiary Led construction BLC vertical of Pradhan Mantri Awas Yojana Urban in Athner (7C2380223401076)	24/04/2017	927.900	291.00000	0	0	8	8	0	0	8	8	3	2	0.00000	0.00000	-14.40000	0	0	8	97.20000000	26.40000000	19.20000000	94.80000000	4.80000000	-9.60000000	43.50000000	3.30000000	16.80000000	0.00000000	
5	BLC	Badarwas	Beneficiary Led Construction for 224 EWS housing in Badarwas under PMAY (7C23802116030442)	24/04/2017	916.820	336.00000	0	0	4	4	0	0	4	4	3	1	0.00000	0.00000	-15.00000	0	0	4	121.20000000	38.40000000	16.80000000	121.20000000	12.60000000	1.80000000	45.60000000	-21.00000000	2.40000000	0.00000000	
6	BLC	Badoda	Beneficiary Led Construction for 257 EWS housing in Badoda under PMAY (7C23802090024779)	24/04/2017	1120.370	385.50000	0	0	43	43	0	0	43	43	3	2	0.00000	0.00000	11.40000	0	0	37	103.80000000	46.80000000	27.60000000	103.80000000	46.80000000	39.00000000	-15.60000000	9.90000000	-22.50000000	0.00000000	
7	BLC	Bagli	Beneficiary Led Construction for 302 EWS housing in Bagli under PMAY (7C23802254011188)	24/04/2017	1394.700	453.00000	0	0	41	41	0	0	41	41	3	2	0.00000	0.00000	-14.70000	0	0	40	118.80000000	45.00000000	25.20000000	118.80000000	45.00000000	6.00000000	32.40000000	10.50000000	43.50000000	0.00000000	
8	BLC	Bamhani	Beneficiary Led Construction for 31 EWS housing in BAMBHANI BANJAR under PMAY (7C2380227400299)	24/04/2017	119.350	46.50000	0	0	3	3	0	0	3	3	3	2	0.00000	0.00000	0.00000	0	0	3	14.40000000	1.80000000	1.80000000	14.40000000	2.40000000	1.80000000	5.70000000	1.80000000	0.90000000	0.00000000	
9	BLC	Bhavra	Construction of 239 EWS DUs under Beneficiary Led construction BLC vertical of Pradhan Mantri Awas Yojana Urban in Bhavra (7C23802431027169)	24/04/2017	1035.220	358.50000	0	0	172	172	0	0	172	172	3	1	0.00000	0.00000	4.20000	0	0	172	33.00000000	9.60000000	107.40000000	33.00000000	9.60000000	112.80000000	10.50000000	4.80000000	33.60000000	0.00000000	
10	BLC	Bhikangaon	Construction of 202 EWS DUs under Beneficiary Led construction BLC vertical of Pradhan Mantri Awas Yojana Urban in Bhikangaon (7C23802284025399)	24/04/2017	860.880	303.00000	0	0	116	116	0	0	116	116	3	2	0.00000	0.00000	49.80000	0	0	116	53.40000000	19.20000000	24.60000000	53.40000000	16.20000000	74.40000000	-12.30000000	-2.40000000	25.20000000	0.00000000	
11	BLC	Bichhya	Beneficiary Led Construction for 436 EWS housing in Bichhya under PMAY (7C23802375011001)	24/04/2017	1863.300	654.00000	0	0	91	91	0	0	91	91	3	2	0.00000	0.00000	-21.90000	0	0	91	183.60000000	22.20000000	55.20000000	183.60000000	22.20000000	31.80000000	85.80000000	9.60000000	71.40000000	0.00000000	
12	BLC	Bichua	Beneficiary Led Construction for 278 EWS housing in Bichhua under PMAY (7C23494083030468)	24/04/2017	1201.580	417.00000	0	0	33	33	0	0	33	33	3	1	0.00000	0.00000	5.40000	0	0	30	149.40000000	16.80000000	22.80000000	149.40000000	16.80000000	28.20000000	1.20000000	2.40000000	-11.40000000	0.00000000	
13	BLC	Bijawar	Beneficiary Led Construction for 392 EWS housing in Bijawar under PMAY (7C23802145011095)	24/04/2017	1614.650	588.00000	0	0	60	60	0	0	60	60	3	2	0.00000	0.00000	0.90000	0	0	56	146.40000000	53.40000000	36.00000000	146.40000000	53.40000000	37.20000000	50.70000000	22.20000000	9.90000000	0.00000000	
14	BLC	Burhanpur	Construction of 2722 EWS DUs under Beneficiary Led construction BLC vertical of Pradhan Mantri Awas Yojana Urban in Burhanpur (7C23802430975410)	24/04/2017	11098.990	4083.00000	0	0	19	19	0	0	19	19	3	1	0.00000	0.00000	3.30000	0	0	19	1570.20000000	133.80000000	12.60000000	1570.20000000	133.80000000	12.60000000	0.00000000	0.00000000	0.00000000	0.00000000	
15	BLC	Chachaura-Binaganj	Construction of 930 EWS DUs under Beneficiary Led construction BLC vertical of Pradhan Mantri Awas Yojana Urban in Chachaura-Binaganj (7C23802405024786)	24/04/2017	3714.060	1395.00000	0	0	121	121	0	0	121	121	3	2	0.00000	0.00000	17.10000	0	0	114	392.40000000	104.40000000	72.00000000	392.40000000	104.40000000	87.60000000	64.20000000	28.20000000	-5.70000000	0.00000000	
16	BLC	Chand	Beneficiary Led Construction for 417 EWS housing in Chand under PMAY (7C23494350024060)	24/04/2017	1980.550	625.50000	0	0	54	54	0	0	53	53	3	2	0.00000	0.00000	-26.40000	0	0	51	175.20000000	43.80000000	32.40000000	175.20000000	43.80000000	6.00000000	74.10000000	17.40000000	64.50000000	0.00000000	
17	BLC	Dahi	Construction of 322 EWS DUs under Beneficiary Led construction BLC vertical of Pradhan Mantri Awas Yojana Urban in Dahi (7C23802264010850)	24/04/2017	1277.700	483.00000	0	0	296	296	0	0	296	296	3	2	0.00000	0.00000	162.00000	0	0	296	5.40000000	24.60000000	16.20000000	5.40000000	10.80000000	178.20000000	1.20000000	8.40000000	87.60000000	0.00000000	
18	BLC	Depalpur	Construction of 222 EWS DUs under Beneficiary Led construction BLC vertical of Pradhan Mantri Awas Yojana Urban in Depalpur (7C23802269010854)	24/04/2017	854.700	333.00000	0	0	14	14	0	0	14	14	3	2	0.00000	0.00000	-17.40000	0	0	14	86.40000000	22.20000000	25.80000000	86.40000000	40.80000000	8.40000000	34.20000000	36.00000000	4.20000000	0.00000000	
19	BLC	Dhannod	Construction of 635 EWS DUs under Beneficiary Led construction BLC vertical of Pradhan Mantri Awas Yojana Urban in Dhannod (7C23802266010488)	24/04/2017	2907.020	952.50000	0	0	131	131	0	0	131	131	3	1	0.00000	0.00000	24.00000	0	0	127	277.20000000	87.60000000	94.80000000	376.80000000	100.80000000	171.60000000	-102.00000000	-5.40000000	-99.90000000	0.00000000	
20	BLC	Garoth	Beneficiary Led Construction for 193 EWS housing in Garoth under PMAY (7C23802209011208)	24/04/2017	1166.750	289.50000	0	0	3	3	0	0	3	3	3	1	0.00000	0.00000	0.90000	0	0	3	84.60000000	39.00000000	1.20000000	84.60000000	38.40000000	2.40000000	0.00000000	0.00000000	0.00000000	0.00000000	
21	BLC	Ghuwara	Beneficiary Led Construction of 110 EWS beneficiaries of Ghuwara under PMAY (7C23802143007851)	24/04/2017	473.059	165.00000	0	0	20	20	0	0	20	20	3	2	0.00000	0.00000	4.80000	0	0	20	52.80000000	15.00000000	7.20000000	52.80000000	1.20000000	12.00000000	26.40000000	-13.20000000	-6.00000000	0.00000000	

22	BLC	Gohad	Construction of 503 EWS DUs under Beneficiary Led construction BLC vertical of Pradhan Mantri Awas Yojana Urban in Gohad (7C23802094025451)	24/04/2017	2089.570	754.50000	0	0	12	12	0	0	12	12	3	2	0.00000	0.00000	-19.80000	0	0	10	204.00000000	129.60000000	7.20000000	204.00000000	129.60000000	-12.60000000	7.50000000	27.30000000	40.20000000
23	BLC	Gormi	Construction of 119 EWS DUs under Beneficiary Led construction BLC vertical of Pradhan Mantri Awas Yojana Urban in Gormi (7C23802093020830)	24/04/2017	498.150	178.50000	0	0	0	0	0	0	0	0	3	2	0.00000	0.00000	-11.40000	0	0	0	28.20000000	44.40000000	0.00000000	28.20000000	44.40000000	-11.40000000	8.10000000	16.20000000	22.80000000
24	BLC	Iran	Beneficiary Led Construction for 245 EWS housing in Iran under PMAY (7C23802201011235)	24/04/2017	1124.700	367.50000	0	0	25	25	0	0	25	25	3	2	0.00000	0.00000	2.40000	0	0	25	89.40000000	54.00000000	12.00000000	89.40000000	45.00000000	14.40000000	29.70000000	1.50000000	8.70000000
25	BLC	Jobat	Construction of 186 EWS DUs under Beneficiary Led construction BLC vertical of Pradhan Mantri Awas Yojana Urban in Jobat (7C23802432024799)	24/04/2017	768.540	279.00000	0	0	9	9	0	0	10	10	3	2	0.00000	0.00000	-32.40000	0	0	9	90.00000000	21.00000000	6.00000000	90.00000000	21.00000000	-26.40000000	33.00000000	9.00000000	66.30000000
26	BLC	Kanad	Beneficiary Led Construction for 174 EWS housing in Kanad under PMAY (7C23802238011236)	24/04/2017	634.000	261.00000	0	0	12	12	0	0	12	12	3	2	0.00000	0.00000	0.00000	0	0	11	60.00000000	41.40000000	7.80000000	60.00000000	41.40000000	7.80000000	10.50000000	16.20000000	0.90000000
27	BLC	Kantaphod	Beneficiary Led Construction for 239 EWS housing in Kantaphod under PMAY (7C23802251025091)	24/04/2017	1377.240	358.50000	0	0	67	67	0	0	67	67	3	2	0.00000	0.00000	33.30000	0	0	61	88.20000000	70.40000000	40.80000000	88.20000000	20.40000000	72.60000000	17.10000000	5.70000000	-55.20000000
28	BLC	Khacharod	Beneficiary Led Construction for 325 EWS housing in Khacharod under PMAY (7C23802224011238)	24/04/2017	1510.440	487.50000	0	0	28	28	0	0	28	28	3	2	0.00000	0.00000	-13.80000	0	0	28	140.40000000	37.80000000	31.20000000	140.40000000	51.60000000	17.40000000	29.70000000	30.60000000	7.20000000
29	BLC	Khaniyadhana	Beneficiary Led Construction for 99 EWS housing in Khaniyadhana under PMAY (7C23802118025797)	24/04/2017	415.690	148.50000	0	0	78	78	0	0	77	77	3	2	0.00000	0.00000	44.70000	0	0	74	10.80000000	1.80000000	45.60000000	10.80000000	1.80000000	88.80000000	0.90000000	-0.60000000	-68.10000000
30	BLC	Khurai	Beneficiary Led Construction for 818 EWS housing in Khurai under PMAY (7C23802154011136)	24/04/2017	3378.300	1227.00000	0	0	53	53	0	0	53	53	3	2	0.00000	0.00000	-10.20000	0	0	47	232.80000000	77.40000000	43.20000000	223.20000000	361.80000000	20.40000000	72.00000000	69.30000000	17.10000000
31	BLC	Kolaras	Beneficiary Led Construction for 180 EWS housing in Kolaras under PMAY (7C23802115021964)	24/04/2017	1541.740	576.00000	0	0	23	23	0	0	22	22	3	2	0.00000	0.00000	12.60000	0	0	20	148.20000000	50.40000000	4.80000000	148.20000000	68.40000000	17.40000000	42.60000000	46.20000000	-4.80000000
32	BLC	Kukdeswar	Beneficiary Led Construction for 180 EWS housing in Kukdeswar under PMAY (7C23802204011212)	24/04/2017	955.000	270.00000	0	0	1	1	0	0	1	1	3	2	0.00000	0.00000	0.60000	0	0	1	100.80000000	14.40000000	0.00000000	100.80000000	9.60000000	0.60000000	23.40000000	-1.50000000	0.30000000
33	BLC	Kukshi	Beneficiary Led Construction for 323 EWS housing in Kukshi under PMAY (7C23802263024970)	24/04/2017	1357.470	481.50000	0	0	39	39	0	0	39	39	3	2	0.00000	0.00000	4.20000	0	0	39	181.80000000	10.80000000	25.80000000	181.80000000	10.80000000	30.00000000	29.40000000	3.90000000	-1.50000000
34	BLC	Kumbhraj	Construction of 250 EWS DUs under Beneficiary Led construction BLC vertical of Pradhan Mantri Awas Yojana Urban in Kumbhraj (7C23802403010851)	24/04/2017	1041.500	375.00000	0	0	55	55	0	0	55	55	3	2	0.00000	0.00000	15.00000	0	0	50	88.20000000	41.40000000	31.80000000	88.20000000	41.40000000	46.80000000	9.60000000	4.20000000	-18.60000000
35	BLC	Lodhikheda	Beneficiary Led Construction for 109 EWS housing in Lodhikheda under PMAY (7C23802389011041)	24/04/2017	456.330	163.50000	0	0	5	5	0	0	5	5	3	2	0.00000	0.00000	1.20000	0	0	5	27.00000000	34.20000000	3.00000000	27.00000000	34.20000000	3.00000000	15.00000000	11.10000000	0.30000000
36	BLC	Maharajpur	Beneficiary Led Construction for 89 EWS housing in Maharajpur under PMAY (7C23802138011140)	24/04/2017	486.650	133.50000	0	0	2	2	0	0	2	2	3	2	0.00000	0.00000	-10.20000	0	0	2	46.80000000	10.20000000	1.20000000	46.80000000	10.20000000	-9.00000000	3.90000000	0.60000000	21.00000000
37	BLC	Maksi	Beneficiary Led Construction for 271 EWS housing in Maksi under PMAY (7C23802248011249)	24/04/2017	1077.700	406.50000	0	0	9	9	0	0	9	9	3	2	0.00000	0.00000	-3.00000	0	0	9	122.40000000	55.80000000	8.40000000	122.40000000	40.20000000	5.40000000	28.20000000	0.00000000	2.70000000
38	BLC	Malajkhand	Beneficiary Led Construction for 631 EWS housing in Malajkhand under PMAY (7C23802399025467)	24/04/2017	2556.150	946.50000	0	0	218	218	0	0	217	217	3	1	0.00000	0.00000	36.30000	0	0	191	170.40000000	12.00000000	75.60000000	294.00000000	19.20000000	174.60000000	0.00000000	0.00000000	0.00000000
39	BLC	Malharagarh	Beneficiary Led Construction for 328 EWS housing in Malharagarh under PMAY (7C23802296025117)	24/04/2017	1393.430	492.00000	0	0	4	4	0	0	4	4	3	2	0.00000	0.00000	0.00000	0	0	3	229.20000000	33.60000000	2.40000000	229.20000000	33.60000000	2.40000000	-51.90000000	-22.20000000	-0.30000000
40	BLC	Manasa	Beneficiary Led Construction for 210 EWS housing in Manasa under PMAY (7C23802203002921)	24/04/2017	884.280	315.00000	0	0	28	28	0	0	28	28	3	2	0.00000	0.00000	-2.40000	0	0	27	92.40000000	16.20000000	19.20000000	92.40000000	16.80000000	16.80000000	26.70000000	6.00000000	6.90000000
41	BLC	Mandleshwar	Beneficiary Led Construction for 596 EWS housing in Mandleshwar under PMAY (7C23802281025016)	24/04/2017		894.00000	0	0	41	41	0	0	41	41	3	2	0.00000	0.00000	-12.00000	0	0	40	323.40000000	118.80000000	30.60000000	323.40000000	118.80000000	18.60000000	-133.80000000	5.40000000	22.80000000
42	BLC	Mehgaon	Beneficiary Led Construction for 135 EWS housing in Mehgaon under PMAY (7C23802092026574)	24/04/2017	557.750	202.50000	0	0	0	0	0	0	0	0	3	1	0.00000	0.00000	-4.80000	0	0	0	23.40000000	60.60000000	0.00000000	24.60000000	60.60000000	4.80000000	0.00000000	0.00000000	0.00000000
43	BLC	Multai	Construction of 486 EWS DUs under Beneficiary Led construction BLC vertical of Pradhan Mantri Awas Yojana Urban in Multai (7C23802339024003)	24/04/2017	1871.100	729.00000	0	0	2	2	0	0	2	2	3	2	0.00000	0.00000	-36.00000	0	0	2	327.00000000	118.20000000	37.20000000	257.40000000	-82.20000000	-34.80000000	81.60000000	3.00000000	36.60000000
44	BLC	Mundi	Beneficiary Led Construction for 371 EWS housing in Mundi under PMAY (7C23802437010922)	24/04/2017	1540.350	556.50000	0	0	76	76	0	0	76	76	3	2	0.00000	0.00000	0.00000	0	0	75	166.20000000	21.00000000	47.40000000	143.40000000	13.80000000	43.80000000	75.90000000	8.70000000	21.30000000
45	BLC	Nagod	Beneficiary Led Construction for 539 EWS housing in Nagod under PMAY (7C23802174024922)	24/04/2017	2197.020	808.50000	0	0	6	6	0	0	8	8	3	2	0.00000	0.00000	0.00000	0	0	6	208.20000000	179.40000000	4.80000000	208.20000000	179.40000000	4.80000000	-36.90000000	14.70000000	-0.60000000
46	BLC	Nagri	Beneficiary Led Construction for 198 EWS housing in Nagri under PMAY (7C23802212011255)	24/04/2017	970.250	297.00000	0	0	53	53	0	0	53	53	3	2	0.00000	0.00000	22.80000	0	0	49	87.00000000	13.20000000	9.00000000	87.00000000	8.40000000	31.80000000	6.00000000	-0.60000000	9.90000000
47	BLC	Nainpur	Beneficiary Led Construction for 250 EWS housing in Nainpur under PMAY (7C23802376002072)	24/04/2017	1080.590	375.00000	0	0	27	27	0	0	27	27	3	2	0.00000	0.00000	-12.60000	0	0	25	0.00000000	0.00000000	0.00000000	0.00000000	0.00000000	0.00000000	0.00000000	0.00000000	0.00000000
48	BLC	Narayangarh	Beneficiary Led Construction for 145 EWS housing in Narayangarh under PMAY (7C23802207011271)	24/04/2017	574.110	217.50000	0	0	4	4	0	0	4	4	3	2	0.00000	0.00000	-0.60000	0	0	4	65.40000000	18.00000000	3.00000000	65.40000000	19.80000000	2.40000000	16.20000000	10.20000000	1.20000000

7

49	BLC	Neenagar	Beneficiary Led Construction for 185 EWS housing in Neenagar under PMAY (7C23802441010923)	24/04/2017	807.400	277.50000	0	0	132	132	0	0	132	132	3	2	0.00000	0.00000	61.20000	0	0	132	28.80000000	21.00000000	17.40000000	28.80000000	4.20000000	78.60000000	11.40000000	-14.70000000	40.80000000
50	BLC	Niwās	Beneficiary Led Construction for 194 EWS housing in Niwas under PMAY (7C23802372024886)	24/04/2017	852.810	291.00000	0	0	41	41	0	0	41	41	3	2	0.00000	0.00000	-4.80000	0	0	39	69.60000000	23.40000000	24.60000000	69.60000000	23.40000000	24.60000000	18.30000000	4.20000000	14.10000000
51	BLC	Obedullaganj	Beneficiary Led Construction for 332 EWS housing in Obedullaganj under PMAY (7C238023228010811)	24/04/2017	1228.790	498.00000	0	0	57	57	0	0	57	57	3	2	0.00000	0.00000	3.60000	0	0	54	141.60000000	26.40000000	34.80000000	141.60000000	26.40000000	34.80000000	52.80000000	7.20000000	4.20000000
52	BLC	Orchha	Beneficiary Led Construction for 305 EWS housing in Orchha under PMAY (7C23802212011145)	24/04/2017	610.250	157.50000	0	0	24	24	0	0	24	24	3	1	0.00000	0.00000	-4.20000	0	0	22	18.00000000	29.40000000	13.80000000	18.00000000	29.40000000	23.40000000	0.00000000	0.00000000	0.00000000
53	BLC	Palsud	Beneficiary Led Construction for 448 EWS housing in Palsud under PMAY (7C2380228801925)	24/04/2017		672.00000	0	0	194	194	0	0	194	194	3	2	0.00000	0.00000	103.20000	0	0	193	125.40000000	86.40000000	12.60000000	125.40000000	30.00000000	115.80000000	53.70000000	-41.40000000	57.90000000
54	BLC	Panna	Beneficiary Led Construction for 348 EWS housing in Panna under PMAY (7C23802148027956)	24/04/2017	1338.920	522.00000	0	0	1	1	0	0	1	1	3	1	0.00000	0.00000	-15.60000	0	0	1	230.40000000	73.80000000	17.40000000	103.20000000	7.80000000	-16.20000000	47.40000000	8.40000000	15.90000000
55	BLC	Pansamal	Beneficiary Led Construction for 421 EWS housing in Pansamal under PMAY (7C2380228010922)	24/04/2017		631.50000	0	0	185	185	0	0	185	185	3	2	0.00000	0.00000	92.70000	0	0	177	88.80000000	36.60000000	23.40000000	88.80000000	57.00000000	114.60000000	20.40000000	39.90000000	34.80000000
56	BLC	Patharia	Beneficiary Led Construction for 243 EWS housing in Patharia under PMAY (7C23802165030593)	24/04/2017	1009.320	364.50000	0	0	9	9	0	0	9	9	3	1	0.00000	0.00000	-8.10000	0	0	9	103.80000000	30.00000000	5.40000000	103.80000000	30.00000000	-4.20000000	36.90000000	16.50000000	20.40000000
57	BLC	Petlawad	Beneficiary Led Construction for 214 EWS housing in Petlawad under PMAY (7C23802428007930)	24/04/2017	898.571	321.00000	0	0	126	126	0	0	126	126	3	2	0.00000	0.00000	61.80000	0	0	125	24.60000000	17.40000000	13.80000000	24.60000000	28.20000000	75.60000000	10.80000000	24.90000000	36.30000000
58	BLC	Piplanarayanwar	Beneficiary Led Construction for 217 EWS housing in Piplanarayanwar under PMAY (7C23802299011043)	24/04/2017	835.450	325.50000	0	0	6	6	0	0	6	6	3	2	0.00000	0.00000	0.00000	0	0	6	118.20000000	8.40000000	3.60000000	118.20000000	10.20000000	3.60000000	53.10000000	6.90000000	1.80000000
59	BLC	Piplya Mandi	Beneficiary Led Construction for 157 EWS housing in Piplya Mandi under PMAY (7C23802208011261)	24/04/2017	609.900	235.50000	0	0	2	2	0	0	2	2	3	1	0.00000	0.00000	-1.50000	0	0	1	69.00000000	25.20000000	1.80000000	69.00000000	25.80000000	1.20000000	0.00000000	0.00000000	0.00000000
60	BLC	Porsa	Beneficiary Led Construction for 169 EWS housing in Porsa under PMAY (7C2380208202142)	24/04/2017	687.430	253.50000	0	0	1	1	0	0	1	1	3	1	0.00000	0.00000	6.90000	0	0	1	67.80000000	57.00000000	0.60000000	67.80000000	57.00000000	-6.00000000	0.00000000	0.00000000	0.00000000
61	BLC	Prithvipur	Beneficiary Led Construction for 233 EWS housing in Prithvipur under PMAY (7C2380212007995)	24/04/2017	1053.750	349.50000	0	0	53	53	0	0	53	53	3	2	0.00000	0.00000	29.40000	0	0	52	60.60000000	47.40000000	31.80000000	60.60000000	47.40000000	61.20000000	9.30000000	13.20000000	-44.40000000
62	BLC	Rajgarh	Beneficiary Led Construction for 252 EWS housing in Rajgarh under PMAY (7C23802258024982)	24/04/2017	1064.080	378.00000	0	0	118	118	0	0	118	118	3	2	0.00000	0.00000	55.20000	0	0	117	76.20000000	10.80000000	75.00000000	76.20000000	10.80000000	130.20000000	21.60000000	2.40000000	-84.90000000
63	BLC	Rajpur	Beneficiary Led Construction for 245 EWS housing in Rajpur under PMAY (7C2380228701933)	24/04/2017	1030.250	367.50000	0	0	43	43	0	0	43	43	3	2	0.00000	0.00000	-30.60000	0	0	43	78.60000000	45.00000000	26.40000000	78.60000000	45.00000000	-4.20000000	34.80000000	13.50000000	72.90000000
64	BLC	Rampura	Beneficiary Led Construction for 70 EWS housing in Rampura under PMAY (7C23802202003049)	24/04/2017	276.800	105.00000	0	0	1	1	0	0	1	1	3	2	0.00000	0.00000	-3.00000	0	0	1	30.00000000	7.20000000	3.60000000	30.00000000	11.40000000	0.60000000	15.00000000	9.90000000	0.30000000
65	BLC	Ranapur	Beneficiary Led Construction for 269 EWS housing in Ranapur under PMAY (7C2380243001936)	24/04/2017	1035.650	403.50000	0	0	151	151	0	0	151	151	3	2	0.00000	0.00000	20.40000	0	0	148	39.00000000	31.80000000	91.20000000	39.00000000	31.80000000	111.60000000	19.50000000	15.90000000	-1.20000000
66	BLC	Sanawad	Beneficiary Led Construction for 368 EWS housing in Sanawad under PMAY (7C23802279030610)	24/04/2017	1660.160	552.00000	0	0	104	104	0	0	104	104	3	1	0.00000	0.00000	73.50000	0	0	103	135.00000000	34.80000000	21.60000000	129.00000000	22.80000000	59.40000000	0.00000000	0.00000000	0.00000000
67	BLC	Sardarpur	Beneficiary Led Construction for 220 EWS housing in Sardarpur under PMAY (7C2380225901939)	24/04/2017	945.000	330.00000	0	0	10	10	0	0	10	10	3	2	0.00000	0.00000	-10.20000	0	0	10	114.60000000	16.80000000	6.00000000	114.60000000	16.80000000	-4.20000000	43.80000000	8.40000000	23.40000000
68	BLC	Sarwaniva Maharaj	Beneficiary Led Construction for 181 EWS housing in Sarwaniva Maharaj under PMAY (7C2346831031291)	24/04/2017	933.820	271.50000	0	0	5	5	0	0	5	5	3	2	0.00000	0.00000	1.80000	0	0	5	91.80000000	22.80000000	1.20000000	91.80000000	15.00000000	3.00000000	44.40000000	-1.80000000	1.50000000
69	BLC	Sendhwa	Beneficiary Led Construction for 429 EWS housing in Sendhwa under PMAY (7C23802292025995)	24/04/2017	2505.560	915.00000	0	0	48	48	0	0	48	48	3	2	0.00000	0.00000	-7.80000	0	0	47	317.40000000	30.60000000	29.40000000	317.40000000	30.60000000	21.60000000	124.20000000	13.80000000	27.30000000
70	BLC	Shahpura	Beneficiary Led Construction for 429 EWS housing in Shahpura under PMAY (7C23802370011074)	24/04/2017	1814.650	643.50000	0	0	76	76	0	0	76	76	3	2	0.00000	0.00000	-2.10000	0	0	70	206.40000000	24.00000000	47.40000000	206.40000000	24.00000000	48.00000000	29.70000000	-1.50000000	11.70000000
71	BLC	Shamgarh	Beneficiary Led Construction for 530 EWS housing in Shamgarh under PMAY (7C23802210025170)	24/04/2017	2091.500	765.00000	0	0	25	25	0	0	25	25	3	2	0.00000	0.00000	0.60000	0	0	24	232.80000000	114.00000000	17.40000000	232.80000000	114.00000000	18.00000000	-15.60000000	10.50000000	0.00000000
72	BLC	Shujalpur	Beneficiary Led Construction for 371 EWS housing in Shujalpur under PMAY (7C23802241024958)	24/04/2017	1709.050	556.50000	0	0	14	14	0	0	14	14	3	2	0.00000	0.00000	8.40000	0	0	14	184.80000000	71.40000000	10.20000000	184.80000000	71.40000000	18.60000000	-11.10000000	1.20000000	-16.20000000
73	BLC	Silwani	Beneficiary Led Construction for 414 EWS housing in Silwani under PMAY (7C23802331010846)	24/04/2017	1637.570	621.00000	0	0	41	41	0	0	41	41	3	2	0.00000	0.00000	-15.60000	0	0	41	200.40000000	38.40000000	41.40000000	200.40000000	36.60000000	25.80000000	61.20000000	6.00000000	9.90000000
74	BLC	Sitamau	Beneficiary Led Construction for 145 EWS housing in Sitamau under PMAY (7C2380221301215)	24/04/2017	761.760	217.50000	0	0	3	3	0	0	3	3	3	2	0.00000	0.00000	-0.60000	0	0	3	77.40000000	7.80000000	1.80000000	77.40000000	7.80000000	1.80000000	37.20000000	3.90000000	1.50000000
75	BLC	Sonkatch	Beneficiary Led Construction for 413 EWS housing in Sonkatch under PMAY (7C23802246030778)	24/04/2017	1659.200	619.50000	0	0	19	19	0	0	19	19	3	1	0.00000	0.00000	3.00000	0	0	19	246.00000000	62.40000000	12.60000000	246.00000000	62.40000000	15.60000000	-37.50000000	-16.80000000	-2.70000000
76	BLC	Suwāra	Beneficiary Led Construction for 254 EWS housing in Suwāra under PMAY (7C23802214011320)	24/04/2017		381.00000	0	0	1	1	0	0	1	1	3	2	0.00000	0.00000	-1.80000	0	0	1	48.00000000	43.80000000	-2.40000000	48.00000000	136.20000000	0.60000000	-3.00000000	99.00000000	0.30000000
77	BLC	Thandla	Beneficiary Led Construction for 215 EWS housing in Thandla under PMAY (7C23802427024988)	24/04/2017	904.950	322.50000	0	0	60	60	0	0	60	60	3	2	0.00000	0.00000	22.80000	0	0	60	85.20000000	16.80000000	15.60000000	85.20000000	10.80000000	38.40000000	32.10000000	-0.60000000	13.20000000
						Grand Total	0	0	3,878	3,878	0	0	3,877	3,877	0	0	0.00000	0.00000	678.30000	0	0	3759	18575.60000000	3075.00000000	1755.00000000	18463.60000000	3146.40000000	2310.60000000	1337.80000000	693.90000000	831.90000000

7

S.No	Mission Component	City	Project Name	CSMC Date	Project Cost		Beneficiary as per DPR			Beneficiary Attached			Installment Details		Sanction Made			Beneficiary Sanctioned			Already Released 1st Installment			Already Released 2nd Installment			Already Released 3rd Installment				
					(Rs. in lakhs)	Central Share (Rs. in lakhs)	OT	SC	ST	Total	OT	SC	ST	Total	Installment No.	Release No.	(Rs. in lakhs)			(Rs. in lakhs)			(Rs. in lakhs)			(Rs. in lakhs)			(Rs. in lakhs)		
																	OT	SC	ST	OT	SC	ST	OT	SC	ST	OT	SC	ST	OT	SC	ST
1	BLC	Amangani	Beneficiary Led Construction for 44 EWS housing in Amangani under PMAY (7C23802151003149)	29/05/2017	189.649	66.00000	0	0	9	9	0	9	9	3	2	0.00000	0.00000	0.00000	0	0	9	7.20000000	13.80000000	5.40000000	7.20000000	13.80000000	5.40000000	3.60000000	3.90000000	2.70000000	
2	BLC	Babai	Beneficiary Led Construction for 262 EWS housing in Babai under PMAY (7C23802347003117)	29/05/2017	1285.869	393.00000	0	0	10	10	0	10	10	3	2	0.00000	0.00000	0.00000	0	0	10	108.00000000	43.20000000	6.00000000	108.00000000	43.20000000	6.00000000	54.00000000	18.60000000	3.00000000	
3	BLC	Baikunthpur	Beneficiary Led Construction for 134 EWS housing in Baikunthpur under PMAY (7C23802183024917)	29/05/2017	602.490	201.00000	0	0	98	98	0	98	98	3	2	0.00000	0.00000	0.00000	0	0	96	6.00000000	16.20000000	58.80000000	6.00000000	16.20000000	58.80000000	1.50000000	6.60000000	26.40000000	
4	BLC	Barhi	Beneficiary Led Construction of 267 EWS Houses in Barhi under PMAY (7C23802352010972)	29/05/2017	1100.510	400.50000	0	0	89	89	0	89	89	3	2	0.00000	0.00000	60.90000	0	0	81	67.80000000	39.00000000	53.40000000	67.80000000	39.00000000	53.40000000	48.90000000	24.00000000	46.20000000	
5	BLC	Betma	Construction of 266 EWS DUs under Beneficiary Led construction BLC vertical of Pradhan Mantri Awas Yojana Urban in Betma (7C23802270030463)	29/05/2017	1024.150	399.00000	0	0	38	38	0	38	38	3	2	0.00000	0.00000	0.00000	0	0	38	116.40000000	33.00000000	24.60000000	116.40000000	33.00000000	24.60000000	28.20000000	15.00000000	7.80000000	
6	BLC	Betma	Construction of 266 EWS DUs under Beneficiary Led construction BLC vertical of Pradhan Mantri Awas Yojana Urban in Betma (7C23802270030463)	29/05/2017	1024.150	399.00000	0	0	38	38	0	38	38	3	1	0.00000	0.00000	0.00000	0	0	38	116.40000000	33.00000000	24.60000000	116.40000000	33.00000000	24.60000000	28.20000000	15.00000000	7.80000000	
7	BLC	Boda	Beneficiary Led Construction for 109 EWS housing in Boda under PMAY (7C23802302024768)	29/05/2017	522.700	163.50000	0	0	16	16	0	16	16	3	2	0.00000	0.00000	0.00000	0	0	16	32.40000000	22.80000000	9.60000000	32.40000000	22.80000000	9.60000000	16.20000000	11.40000000	4.80000000	
8	BLC	Chhanera	Construction of 209 EWS DUs under Beneficiary Led construction BLC vertical of Pradhan Mantri Awas Yojana Urban in Chhanera (7C23802343010848)	29/05/2017	804.370	313.50000	0	0	22	22	0	22	22	3	2	0.00000	0.00000	0.00000	0	0	22	68.40000000	50.40000000	15.00000000	68.40000000	50.40000000	15.00000000	16.20000000	19.20000000	3.00000000	
9	BLC	Chhapipeda	Beneficiary Led Construction for 275 EWS housing in Chhapipeda under PMAY (7C23802295025011)	29/05/2017	1058.750	412.50000	0	0	25	25	0	25	25	3	2	0.00000	0.00000	0.00000	0	0	25	112.20000000	46.80000000	15.00000000	112.20000000	46.80000000	15.00000000	30.60000000	17.40000000	7.50000000	
10	BLC	Gairatganj	Beneficiary Led Construction for 390 EWS housing in Gairatganj under PMAY (7C23802324030989)	29/05/2017	2204.700	585.00000	0	0	6	6	0	6	6	3	1	0.00000	0.00000	1.50000	0	0	5	169.20000000	63.00000000	3.60000000	169.20000000	63.00000000	3.60000000	48.60000000	12.00000000	1.20000000	
11	BLC	Jhundpura	Beneficiary Led Construction for 109 EWS housing in Jhundpura under PMAY (7C23802087025451)	29/05/2017	473.080	163.50000	0	0	0	0	0	0	0	3	1	0.00000	0.00000	0.00000	0	0	0	78.00000000	29.40000000	0.00000000	78.00000000	29.40000000	0.00000000	0.00000000	0.00000000	0.00000000	
12	BLC	Kaarahi and Pandiyakhurd	Beneficiary Led Construction of 467 EWS DUs of Kaarahi under PMAY (7C23800037010871)	29/05/2017	2073.180	700.50000	0	0	32	32	0	32	32	3	2	0.00000	0.00000	0.00000	0	0	31	221.40000000	44.40000000	19.80000000	196.20000000	39.60000000	18.60000000	104.40000000	21.00000000	8.10000000	
13	BLC	Kasrawad	Beneficiary Led Construction for 476 EWS housing in Kasrawad under PMAY (7C23802782010876)	29/05/2017	1940.880	714.00000	0	0	61	61	0	61	61	3	2	0.00000	0.00000	0.00000	0	0	61	172.80000000	80.40000000	37.20000000	120.00000000	58.80000000	19.20000000	128.70000000	58.80000000	35.10000000	
14	BLC	Kothri	Beneficiary Led Construction for 253 EWS housing in Kothri under PMAY (7C23802316010881)	29/05/2017	1451.050	379.50000	0	0	21	21	0	21	21	3	2	0.00000	0.00000	0.00000	0	0	17	82.20000000	58.80000000	13.20000000	82.20000000	58.80000000	13.20000000	21.60000000	17.40000000	-0.90000000	
15	BLC	Kurawar	Beneficiary Led Construction for 204 EWS housing in Kurawar under PMAY (7C238029801086)	29/05/2017	1132.410	306.00000	0	0	12	12	0	12	12	3	2	0.00000	0.00000	0.00000	0	0	12	83.40000000	30.00000000	7.20000000	83.40000000	30.00000000	7.20000000	34.20000000	1.50000000	3.60000000	
16	BLC	Kurwai	Beneficiary Led Construction for 158 EWS housing in Kurwai under PMAY (7C23802307010931)	29/05/2017	736.300	237.00000	0	0	9	9	0	9	9	3	2	0.00000	0.00000	0.00000	0	0	9	75.00000000	17.40000000	4.80000000	75.00000000	17.40000000	4.80000000	21.00000000	4.20000000	3.90000000	
17	BLC	Lateri	Beneficiary Led Construction for 126 EWS housing in Lateri under PMAY (7C23802305010931)	29/05/2017	1241.100	189.00000	0	0	2	2	0	2	2	3	2	0.00000	0.00000	0.00000	0	0	2	53.40000000	21.60000000	1.20000000	53.40000000	21.60000000	1.20000000	19.20000000	3.30000000	0.60000000	
18	BLC	Mandideep	Beneficiary Led Construction for 225 EWS housing in Mandideep under PMAY (7C23802327025495)	29/05/2017	1197.650	337.50000	0	0	31	31	0	31	31	3	1	0.00000	0.00000	9.30000	0	0	31	75.60000000	35.40000000	18.00000000	76.80000000	36.60000000	19.20000000	0.00000000	0.00000000	0.00000000	
19	BLC	Mandla	Beneficiary Led Construction for 582 EWS housing in Mandla under PMAY (7C23802373024881)	29/05/2017	2324.270	873.00000	0	0	31	31	0	31	31	3	2	0.00000	0.00000	0.00000	0	0	30	325.20000000	51.60000000	20.40000000	325.20000000	51.60000000	20.40000000	36.60000000	13.80000000	4.20000000	
20	BLC	Navagaon	Construction of 161 EWS DUs under Beneficiary Led construction vertical of Pradhan Mantri Awas Yojana in Navagaon (7C23802318030846)	29/05/2017	675.780	246.00000	0	0	14	14	0	14	14	3	1	0.00000	0.00000	-1.50000	0	0	13	96.00000000	19.80000000	10.80000000	55.20000000	12.60000000	7.20000000	15.30000000	8.10000000	3.00000000	
21	BLC	Pawai	Beneficiary Led Construction for 347 EWS housing in Pawai under PMAY (7C23802152003145)	29/05/2017	1495.680	520.50000	0	0	66	66	0	66	66	3	2	0.00000	0.00000	0.00000	0	0	62	70.80000000	97.20000000	39.60000000	70.80000000	97.20000000	39.60000000	23.40000000	29.10000000	13.80000000	
22	BLC	Shahpur	Beneficiary Led Construction for 603 EWS housing in Shahpur under PMAY (7C23802440024831)	29/05/2017	2321.550	904.50000	0	0	26	26	0	26	26	3	2	0.00000	0.00000	0.00000	0	0	26	279.00000000	71.40000000	15.60000000	279.00000000	71.40000000	15.60000000	130.50000000	32.70000000	7.80000000	
23	BLC	Udaipura	Beneficiary Led Construction for 432 EWS housing in Udaipura under PMAY (7C23802332010855)	29/05/2017	1791.490	648.00000	0	0	16	16	0	16	16	3	2	0.00000	0.00000	0.00000	0	0	16	208.20000000	63.00000000	10.80000000	208.80000000	63.00000000	9.60000000	46.50000000	16.50000000	3.60000000	
						Grand Total			672	672	0	672	672			0.00000	0.00000	79.20000	0	0	659	2423.00000000	981.60000000	414.60000000	2508.00000000	949.20000000	391.80000000	759.60000000	301.50000000	98.40000000	

7

State Name : Madhya Pradesh , Financial Year : 2021-22, Attachment ID : EATACHA232013010201700317, File No. : 9124113, Budget Head : 3601.06.796.17.01.35 (ST) Annexure Attachment Date : 20/02/2022																															
S.No	Mission Component	City	Project Name	CSMC Date	Project Cost		Beneficiary as per DPR			Beneficiary Attached			Installment Details		Sanction Made			Beneficiary Sanctioned			Already Released 1st Installment			Already Released 2nd Installment			Already Released 3rd Installment				
					(Rs. in lakhs)	Central Share (Rs. in lakhs)	OT	SC	ST	Total	OT	SC	ST	Total	Installment No.	Release No.	(Rs. in lakhs)			OT			OT			OT					
																	OT	SC	ST	OT	SC	ST	OT	SC	ST	OT	SC	ST	OT	SC	ST
1	BLC	Alampur	Beneficiary Led Construction of 52 EWS Housing in Alampur under PMAY (7C23802098065133)	30/10/2017	230.500	78.00000	0	0	0	0	0	0	0	0	0	0	0	0	0	0	0	21.00000000	10.20000000	0.00000000	21.00000000	10.20000000	0.00000000	4.50000000	3.60000000	0.00000000	
2	BLC	Amangani	Beneficiary Led construction for 198 EWS housing in Amangani under PMAY (7C23802151005145)	30/10/2017	861.500	297.00000	0	0	33	33	0	0	33	33	3	2	0.00000	0.00000	0.00000	0	0	33	42.00000000	57.00000000	19.80000000	42.00000000	57.00000000	19.80000000	18.00000000	22.50000000	9.90000000
3	BLC	Aron	Construction of 173 EWS DUs under Beneficiary Led construction BLC vertical of Pradhan Mantri Awas Yojana Urban in Aron (7C2380240424782)	30/10/2017	1526.120	559.50000	0	0	6	6	0	0	6	6	3	2	0.00000	0.00000	0.00000	0	0	5	174.60000000	50.40000000	3.60000000	174.60000000	50.40000000	3.60000000	55.80000000	19.20000000	0.30000000
4	BLC	Badnagar	Beneficiary Led Construction of 359 EWS Housing in Badnagar under PMAY (7C23802231011186)	30/10/2017	1577.150	538.50000	0	0	21	21	0	0	21	21	3	2	0.00000	0.00000	0.00000	0	0	17	172.80000000	42.60000000	13.80000000	172.80000000	42.60000000	13.80000000	24.90000000	7.80000000	-2.10000000
5	BLC	Badod	Beneficiary Led Construction for 119 EWS housing in Badod Agar under PMAY (7C23802236011187)	30/10/2017	540.150	178.50000	0	0	1	1	0	0	1	1	3	2	0.00000	0.00000	0.00000	0	0	1	63.60000000	12.60000000	0.60000000	63.60000000	12.60000000	0.60000000	18.30000000	-1.20000000	0.30000000
6	BLC	Balaghat	Beneficiary Led Construction for 237 EWS housing in Balaghat under PMAY (7C238023930450)	30/10/2017	988.880	355.50000	0	0	12	12	0	0	12	12	3	1	0.00000	0.00000	1.50000	0	0	12	136.80000000	6.00000000	7.20000000	130.80000000	6.00000000	7.20000000	27.90000000	0.00000000	2.10000000
7	BLC	Barilly	Beneficiary Led Construction of 677 EWS housing in Barilly under PMAY (7C23802329010815)	30/10/2017	3071.120	1015.50000	0	0	58	58	0	0	58	58	3	2	0.00000	0.00000	0.00000	0	0	57	261.00000000	117.60000000	36.00000000	261.00000000	117.60000000	36.00000000	85.50000000	48.30000000	13.50000000
8	BLC	Barela	Beneficiary Led Construction for 154 EWS housing in Barela under PMAY (7C23802363010969)	30/10/2017	717.900	231.00000	0	0	18	18	0	0	18	18	3	2	0.00000	0.00000	0.00000	0	0	18	76.80000000	11.40000000	11.40000000	76.80000000	11.40000000	11.40000000	6.90000000	2.70000000	4.20000000
9	BLC	Begamganj	Beneficiary Led Construction of 300 EWS housing in Begamganj under PMAY (7C23802325010822)	30/10/2017	2862.000	450.00000	0	0	2	2	0	0	2	2	3	2	0.00000	0.00000	0.00000	0	0	2	154.80000000	28.80000000	1.20000000	144.00000000	28.80000000	1.20000000	58.20000000	8.40000000	0.60000000
10	BLC	Bilasa	Beneficiary Led Construction for 275 EWS housing in Bilasa under PMAY. (7C23802102025058)	30/10/2017	1127.740	412.50000	0	0	12	12	0	0	12	12	3	2	0.00000	0.00000	0.00000	0	0	11	136.80000000	48.60000000	7.20000000	136.80000000	48.60000000	7.20000000	5.40000000	-1.20000000	2.10000000
11	BLC	Deori	Beneficiary Led Construction for 83EWS housing in Deori under PMAY (7C23802163011112)	30/10/2017	900.550	124.50000	0	0	9	9	0	0	9	9	3	2	0.00000	0.00000	0.00000	0	0	9	33.60000000	11.40000000	5.40000000	33.60000000	11.40000000	5.40000000	13.80000000	5.70000000	2.70000000
12	BLC	Dongar Parasia	Beneficiary Led Construction of 177 EWS housing in Dongarparasia under PMAY (7C23802383028609)	30/10/2017	888.270	265.50000	0	0	39	39	0	0	39	39	3	1	0.00000	0.00000	3.00000	0	0	38	67.80000000	17.40000000	24.00000000	67.80000000	17.40000000	24.00000000	21.90000000	8.70000000	6.00000000
13	BLC	Goteaganj	Beneficiary Led Construction of 486 EWS housing in Goteaganj under PMAY (7C23802365030830)	30/10/2017	2044.330	729.00000	0	0	66	66	0	0	66	66	3	1	0.00000	0.00000	27.00000	0	0	59	162.60000000	94.80000000	40.80000000	162.60000000	94.80000000	40.80000000	55.80000000	-23.10000000	-20.10000000
14	BLC	Hatod	Beneficiary Led Construction of 267 EWS DUs at Hatod under PMAY (7C23802271025083)	30/10/2017	1034.750	400.50000	0	0	24	24	0	0	24	24	3	2	0.00000	0.00000	0.00000	0	0	24	87.00000000	90.00000000	18.60000000	87.00000000	90.00000000	18.60000000	-1.50000000	3.00000000	-1.20000000
15	BLC	Hatta	Beneficiary Led Construction of 100 EWS DUs at Hatta under PMAY (7C23802164005102)	30/10/2017	464.000	150.00000	0	0	1	1	0	0	1	1	3	2	0.00000	0.00000	0.00000	0	0	1	48.60000000	10.80000000	0.60000000	48.60000000	10.80000000	0.60000000	18.30000000	2.40000000	0.30000000
16	BLC	Hindoria	Beneficiary Led Construction of 211 EWS Housing in Hindoria under PMAY (7C23802166011127)	30/10/2017	1080.350	316.50000	0	0	6	6	0	0	6	6	3	2	0.00000	0.00000	0.00000	0	0	6	90.00000000	39.60000000	3.60000000	90.00000000	39.60000000	3.60000000	30.00000000	10.80000000	1.80000000
17	BLC	Ichhawar	Beneficiary Led construction for 209 EWS Housing in Ichhawar under PMAY (7C23802318024773)	30/10/2017	978.820	313.50000	0	0	25	25	0	0	25	25	3	2	0.00000	0.00000	0.00000	0	0	25	93.00000000	21.60000000	15.00000000	93.00000000	21.60000000	15.00000000	30.00000000	7.80000000	7.50000000
18	BLC	Jawar	Beneficiary Led construction for 180 EWS housing in Jawar under PMAY (7C23802317010897)	30/10/2017	880.000	270.00000	0	0	28	28	0	0	28	28	3	2	0.00000	0.00000	0.00000	0	0	26	57.00000000	36.00000000	18.60000000	48.60000000	33.60000000	15.00000000	14.40000000	14.40000000	5.40000000
19	BLC	Jirapur	Beneficiary Led construction for 307 EWS housing in Jirapur under PMAY (7C23802293026530)	30/10/2017	1271.550	460.50000	0	0	36	36	0	0	36	36	3	1	0.00000	0.00000	6.60000	0	0	34	108.60000000	46.20000000	22.20000000	126.60000000	53.40000000	22.20000000	0.00000000	0.00000000	0.00000000
20	BLC	Kareli	Beneficiary Led construction for 104 EWS housing in Kareli under PMAY (7C23802368024891)	30/10/2017	466.270	156.00000	0	0	25	25	0	0	25	25	3	2	0.00000	0.00000	0.00000	0	0	25	48.60000000	15.60000000	16.80000000	48.60000000	15.60000000	16.80000000	-13.20000000	-1.20000000	3.90000000
21	BLC	Katangi	Beneficiary Led Construction of 354 EWS housing in Katangi Jabalpur under PMAY (7C23802352025094)	30/10/2017	531.00000	0	0	73	73	0	0	73	73	3	2	0.00000	0.00000	0.00000	0	0	71	101.40000000	73.20000000	45.60000000	101.40000000	73.20000000	45.60000000	35.70000000	26.10000000	15.30000000	
22	BLC	Katangi	Beneficiary Led construction of 437 EWS DUs at Katangi Balaghat under PMAY (7C23802395024833)	30/10/2017	655.50000	0	0	54	54	0	0	54	54	3	2	0.00000	0.00000	0.00000	0	0	51	203.40000000	31.80000000	33.60000000	203.40000000	31.80000000	33.60000000	61.20000000	8.40000000	9.30000000	
23	BLC	Kymore	Beneficiary Led construction for 169 EWS housing in Kymore under PMAY (7C23802353024993)	30/10/2017	768.170	253.50000	0	0	67	67	0	0	67	67	3	2	0.00000	0.00000	12.00000	0	0	66	57.00000000	13.20000000	44.40000000	57.00000000	13.20000000	44.40000000	-1.50000000	3.60000000	-1.80000000
24	BLC	Majholi	Beneficiary Led construction for 301 EWS housing in Majholi Jabalpur under PMAY (7C23802356011043)	30/10/2017	1292.840	451.50000	0	0	7	7	0	0	7	7	3	2	0.00000	0.00000	0.00000	0	0	7	174.00000000	25.20000000	4.80000000	174.00000000	25.20000000	4.80000000	25.50000000	9.60000000	0.90000000
25	BLC	Makdon	Beneficiary Led construction of 75 EWS housing in Makdon under PMAY (7C23802229011247)	30/10/2017	366.800	112.50000	0	0	23	23	0	0	23	23	3	2	0.00000	0.00000	0.00000	0	0	22	7.80000000	24.60000000	13.80000000	7.80000000	24.60000000	13.80000000	2.40000000	10.80000000	5.40000000
26	BLC	Makronia Buzurg	Beneficiary Led Construction of 53 EWS DUs at Makronia under PMAY (7C23469964011141)	30/10/2017	293.100	79.50000	0	0	3	3	0	0	3	3	3	2	0.00000	0.00000	0.00000	0	0	3	11.40000000	21.00000000	1.80000000	11.40000000	21.00000000	1.80000000	-2.70000000	6.00000000	0.90000000
27	BLC	Mandla	Beneficiary Led construction for 208 EWS housing in Mandla under PMAY (7C23802313024878)	30/10/2017	312.00000	0	0	10	10	0	0	10	10	3	2	0.00000	0.00000	0.00000	0	0	10	277.80000000	37.80000000	9.00000000	180.00000000	8.40000000	6.60000000	-186.30000000	-31.20000000	-0.60000000	
28	BLC	Nalkheda	Beneficiary Led construction for 371 EWS Housing in Nalkheda under PMAY (7C23802234025004)	30/10/2017	1512.940	556.50000	0	0	34	34	0	0	34	34	3	2	0.00000	0.00000	0.00000	0	0	33	171.60000000	39.60000000	21.00000000	171.60000000	39.60000000	21.00000000	60.30000000	10.80000000	7.50000000

7

29	BLC	Obedullaganj	Beneficiary Led Construction for 106 EWS housing in Obedullaganj under PMAY (7C23802128005441)	30/10/2017	408.100	159.000000	0	0	19	19	0	0	19	19	3	2	0.000000	0.000000	1.500000	0	0	17	35.40000000	16.80000000	11.40000000	35.40000000	16.80000000	11.40000000	11.70000000	5.40000000	1.20000000
30	BLC	Paankhedi	Beneficiary Led Construction of 27 EWS DUs at Paankhedi under PMAY (7C23473183030587)	30/10/2017	129.460	40.500000	0	0	1	1	0	0	1	1	3	1	0.000000	0.000000	0.000000	0	0	1	9.00000000	7.20000000	1.20000000	9.00000000	7.20000000	1.20000000	1.50000000	3.60000000	-0.90000000
31	BLC	Panagar	Beneficiary Led Construction of 124 EWS DUs at Panagar under PMAY (7C23802364030993)	30/10/2017	576.020	186.000000	0	0	15	15	0	0	15	15	3	1	0.000000	0.000000	0.000000	0	0	14	63.60000000	11.40000000	9.60000000	63.60000000	11.40000000	9.60000000	-2.70000000	1.20000000	1.80000000
32	BLC	Pandhana	Beneficiary Led Construction of 341 EWS DUs at Pandhana under PMAY (7C23802438025991)	30/10/2017	1363.950	511.500000	0	0	42	42	0	0	42	42	3	2	0.000000	0.000000	0.000000	0	0	42	174.60000000	10.20000000	25.20000000	174.60000000	10.20000000	25.20000000	67.80000000	3.60000000	12.60000000
33	BLC	Patan	Beneficiary Led Construction for 156 EWS Housing in Patan under PMAY (7C23802358011063)	30/10/2017	715.380	234.000000	0	0	18	18	0	0	18	18	3	2	0.000000	0.000000	1.500000	0	0	18	42.60000000	42.00000000	10.80000000	42.60000000	42.00000000	10.80000000	1.80000000	15.00000000	3.90000000
34	BLC	Piploda	Beneficiary Led Construction for 331 EWS housing in Piploda under PMAY (7C23802215030603)	30/10/2017	1310.140	496.500000	0	0	53	53	0	0	53	53	3	1	0.000000	0.000000	0.000000	0	0	46	128.40000000	55.80000000	31.80000000	128.40000000	55.80000000	31.80000000	14.70000000	3.90000000	5.40000000
35	BLC	Rahatzarh	Beneficiary Led Construction of 204 EWS DUs at Rahatzarh under PMAY (7C23802157011150)	30/10/2017	911.110	306.000000	0	0	2	2	0	0	2	2	3	2	0.000000	0.000000	0.000000	0	0	2	85.20000000	39.60000000	1.20000000	85.20000000	39.60000000	1.20000000	24.60000000	12.30000000	0.60000000
36	BLC	Rau	Beneficiary Led Construction of 362 EWS DUs at Rau under PMAY (7C23802274024816)	30/10/2017	1634.040	543.000000	0	0	76	76	0	0	76	76	3	2	0.000000	0.000000	0.000000	0	0	75	114.00000000	63.60000000	46.20000000	114.00000000	63.60000000	46.20000000	21.00000000	15.30000000	20.10000000
37	BLC	Runj-Gautampura	Beneficiary Led Construction for 382 EWS housing in Gautampura under PMAY (7C23802268010840)	30/10/2017	1572.090	573.000000	0	0	71	71	0	0	71	71	3	2	0.000000	0.000000	0.000000	0	0	69	176.40000000	59.40000000	45.60000000	176.40000000	59.40000000	45.60000000	-16.80000000	4.20000000	12.30000000
38	BLC	Sawer	Beneficiary Led Construction of 111 EWS housing in Sawer under PMAY (7C23802272005179)	30/10/2017	450.910	166.500000	0	0	6	6	0	0	6	6	3	2	0.000000	0.000000	0.000000	0	0	6	45.00000000	18.00000000	3.60000000	45.00000000	18.00000000	3.60000000	19.50000000	6.00000000	1.80000000
39	BLC	Shahpura	Beneficiary Led Construction of 351 EWS DUs at Shahpura under PMAY (7C23802359025165)	30/10/2017	1655.420	526.500000	0	0	48	48	0	0	48	48	3	2	0.000000	0.000000	0.000000	0	0	43	114.00000000	86.40000000	36.00000000	114.00000000	86.40000000	36.00000000	18.00000000	28.20000000	-7.50000000
40	BLC	Susner	Beneficiary Led Construction of 336 EWS DUs at Susner under PMAY (7C23802233011319)	30/10/2017	1591.640	504.000000	0	0	7	7	0	0	7	7	3	2	0.000000	0.000000	0.000000	0	0	7	212.40000000	21.00000000	6.00000000	212.40000000	21.00000000	6.00000000	23.70000000	-4.50000000	-1.50000000
41	BLC	Tal	Beneficiary Led construction for 244 EWS Housing in Tal under PMAY (7C2380221902543)	30/10/2017	1097.750	366.000000	0	0	20	20	0	0	20	20	3	2	0.000000	0.000000	0.000000	0	0	20	116.40000000	28.80000000	13.20000000	116.40000000	28.80000000	13.20000000	2.70000000	8.40000000	3.60000000
42	BLC	Talen	Beneficiary Led Construction for 340 EWS housing in Talen under PMAY (7C2380234005434)	30/10/2017	625.420	210.000000	0	0	9	9	0	0	9	9	3	2	0.000000	0.000000	0.000000	0	0	9	48.00000000	27.00000000	5.40000000	48.00000000	27.00000000	5.40000000	30.00000000	16.50000000	2.70000000
43	BLC	Tarana	Beneficiary Led Construction of 218 EWS housing in Tarana under PMAY (7C2380228011125)	30/10/2017	946.300	327.000000	0	0	22	22	0	0	22	22	3	2	0.000000	0.000000	0.000000	0	0	21	72.00000000	50.40000000	13.20000000	72.00000000	50.40000000	13.20000000	13.50000000	23.70000000	5.10000000
44	BLC	Tendukheda	Beneficiary Led Construction of 94 EWS Housing in Tendukheda under PMAY (7C23802168011169)	30/10/2017	474.940	141.000000	0	0	3	3	0	0	3	3	3	1	0.000000	0.000000	-0.300000	0	0	3	54.00000000	10.20000000	2.40000000	54.00000000	10.20000000	2.40000000	0.00000000	0.00000000	0.00000000
45	BLC	Timarni	Beneficiary Led Construction of 211 EWS DUs at Timarni under PMAY (7C23802343030628)	30/10/2017	824.050	316.500000	0	0	43	43	0	0	43	43	3	1	0.000000	0.000000	0.000000	0	0	41	75.60000000	33.00000000	25.80000000	75.60000000	33.00000000	25.80000000	9.30000000	4.50000000	9.90000000
46	BLC	Unhel	Beneficiary Led construction of 291 EWS housing in Unhel under PMAY (7C2380226028616)	30/10/2017	1257.410	436.500000	0	0	5	5	0	0	5	5	3	1	0.000000	0.000000	0.000000	0	0	5	151.20000000	31.20000000	3.60000000	151.20000000	31.20000000	3.60000000	41.10000000	14.10000000	0.30000000
47	BLC	Vijayraghavgarh	Beneficiary Led Construction of 357 EWS DUs at Vijayraghavgarh under PMAY (7C23802354011080)	30/10/2017	727.900	235.500000	0	0	33	33	0	0	33	33	3	2	0.000000	0.000000	4.500000	0	0	33	51.00000000	26.40000000	19.80000000	51.00000000	26.40000000	19.80000000	15.00000000	4.20000000	5.40000000
48	BLC	Waraseoni	Beneficiary Led Construction for 795 EWS housing in Waraseoni under PMAY (7C23802396011082)	30/10/2017	3367.750	1192.500000	0	0	80	80	0	0	80	80	3	2	0.000000	0.000000	0.000000	0	0	78	388.20000000	57.00000000	48.00000000	388.20000000	57.00000000	48.00000000	149.10000000	12.00000000	21.00000000
							Grand Total	0	0	1,246	1,246	0	0	1,246	1,246	3	0.000000	0.000000	57.300000	0	0	1216	5198.40000000	1736.40000000	808.40000000	5093.40000000	1795.80000000	794.40000000	928.40000000	386.30000000	171.90000000

7

State Name : Madhya Pradesh , Financial Year : 2021-22, Attachment ID : EATTACH0220212911201700155, File No. : 912413, Budget Head : 3661.06.796.17.01.35 (ST),Annexure Attachment Date : 20/02/2022																															
S.No	Mission Component	City	Project Name	CSMC Date	Project Cost (Rs. in lakhs)	Central Share (Rs. in lakhs)	Beneficiary as per DPR			Beneficiary Attached			Installment Details		Sanction Made (Rs. in lakhs)			Beneficiary Sanctioned			Already Released 1st Installment (Rs. in lakhs)			Already Released 2nd Installment (Rs. in lakhs)			Already Released 3rd Installment (Rs. in lakhs)				
							OT	SC	ST	OT	SC	ST	OT	SC	ST	OT	SC	ST	OT	SC	ST	OT	SC	ST	OT	SC	ST	OT	SC	ST	
1	BLC	Bareilly	Beneficiary-Led Construction for 337 EWS housing in Bareilly under PMAY. (7C23802363010971)	29/11/2017	1278.250	498.00000	0	0	54	54	0	0	54	54	3	2	0.00000	0.00000	0.00000	0	0	51	139.80000000	37.20000000	33.60000000	139.80000000	37.20000000	33.60000000	24.90000000	2.40000000	9.30000000
2	BLC	Dhar	Construction of 494 EWS DUs under Beneficiary Led construction BLC vertical of Pradhan Mantri Awas Yojana Urban in Dhar (7C23802260024969)	29/11/2017	2168.130	741.00000	0	0	246	246	0	0	245	245	3	2	0.00000	0.00000	0.00000	0	0	242	100.80000000	57.00000000	154.20000000	100.80000000	57.00000000	154.20000000	36.90000000	16.50000000	54.60000000
3	BLC	Karnawad	Beneficiary-Led Construction for 270 EWS housing in Karnawad under PMAY. (7C23802253011447)	29/11/2017	1099.500	405.00000	0	0	42	42	0	0	42	42	3	2	0.00000	0.00000	0.00000	0	0	41	74.40000000	67.80000000	25.20000000	70.80000000	60.60000000	25.20000000	27.30000000	30.60000000	11.10000000
4	BLC	Mandav	Beneficiary Led Construction of 86 EWS in Mandav under PMAY (7C23802262005674)	29/11/2017	631.000	129.00000	0	0	75	75	0	0	75	75	3	2	0.00000	0.00000	0.00000	0	0	71	0.00000000	6.60000000	45.00000000	0.00000000	6.60000000	45.00000000	0.00000000	1.80000000	16.50000000
5	BLC	Mohgaon	Beneficiary-Led Construction for 180 EWS housing in Mohgaon under PMAY. (7C23802388024861)	29/11/2017	693.000	270.00000	0	0	13	13	0	0	13	13	3	2	0.00000	0.00000	0.00000	0	0	12	102.60000000	9.00000000	8.40000000	102.60000000	9.00000000	8.40000000	24.30000000	3.00000000	1.20000000
6	BLC	Mungaoli	Construction of 172 EWS DUs under Beneficiary Led construction BLC vertical of Pradhan Mantri Awas Yojana Urban in Mungaoli (7C23802409025488)	29/11/2017	631.290	258.00000	0	0	9	9	0	0	9	9	3	1	0.00000	0.00000	5.70000	0	0	9	0.00000000	0.00000000	0.00000000	165.60000000	60.60000000	7.80000000	0.00000000	0.00000000	0.00000000
7	BLC	Pandhurna	Beneficiary-Led Construction for 637 EWS housing in Pandhurna under PMAY. (7C23802391024854)	29/11/2017		948.00000	0	0	27	27	0	0	27	27	3	2	0.00000	0.00000	1.50000	0	0	26	364.80000000	32.40000000	18.60000000	364.80000000	32.40000000	18.60000000	21.90000000	5.70000000	0.30000000
8	BLC	Rahatgarh	Beneficiary-Led Construction for 251 EWS housing in Rahatgarh under PMAY. (7C23802157011152)	29/11/2017	1015.500	379.50000	0	0	3	3	0	0	3	3	3	2	0.00000	0.00000	0.00000	0	0	3	115.80000000	35.40000000	1.80000000	115.80000000	35.40000000	1.80000000	27.90000000	7.20000000	0.90000000
9	BLC	Sohagpur	Beneficiary-Led Construction for 140 EWS housing in Sohagpur under PMAY. (7C23802348010807)	29/11/2017	538.760	210.00000	0	0	6	6	0	0	6	6	3	2	0.00000	0.00000	0.00000	0	0	5	60.00000000	24.60000000	3.60000000	60.00000000	24.60000000	3.60000000	4.50000000	10.80000000	0.30000000
Grand Total							0	0	475	475	0	0	474	474			0.00000	0.00000	7.20000	0	0	460	958.20000000	270.00000000	290.40000000	1120.20000000	323.40000000	298.20000000	167.70000000	73.20000000	94.20000000

7

27	BLC	Kharai	Beneficiary-Led Construction for 1196 EWS housing in Kharai under PMAY. (7C23802154011337)	27/12/2017	4831.640	1794.00000	0	0	66	66	0	0	66	66	3	1	0.00000	0.00000	6.30000	0	0	57	447.60000000	235.20000000	39.60000000	445.20000000	228.00000000	39.60000000	0.00000000	0.00000000	0.00000000
28	BLC	Kymore	Beneficiary-Led Construction for 136 EWS housing in Kymore under PMAY. (7C2380235301037)	27/12/2017	612.600	204.00000	0	0	76	76	0	0	76	76	3	2	0.00000	0.00000	7.50000	0	0	70	28.80000000	7.80000000	47.40000000	28.80000000	7.80000000	47.40000000	9.90000000	3.90000000	2.70000000
29	BLC	Lodhikheda	Beneficiary-Led Construction for 313 EWS housing in Lodhikheda under PMAY. (7C23802399024858)	27/12/2017	1205.050	469.50000	0	0	7	7	0	0	7	7	3	2	0.00000	0.00000	0.00000	0	0	7	188.40000000	4.80000000	4.20000000	188.40000000	4.80000000	4.20000000	32.70000000	2.40000000	2.10000000
30	BLC	Majholi	Beneficiary-Led Construction for 36 EWS housing in Majholi labapur under PMAY. (7C2380235601044)	27/12/2017	120.980	54.00000	0	0	3	3	0	0	3	3	3	2	0.00000	0.00000	0.00000	0	0	3	13.20000000	6.60000000	1.80000000	13.20000000	6.60000000	1.80000000	3.60000000	1.80000000	0.90000000
31	BLC	Makdon	Beneficiary-Led Construction for 437 EWS housing in Makdon under PMAY. (7C23802229011248)	27/12/2017	1908.050	655.50000	0	0	81	81	0	0	81	81	3	2	0.00000	0.00000	3.00000	0	0	81	82.80000000	147.00000000	48.60000000	82.80000000	147.00000000	48.60000000	14.40000000	49.50000000	21.30000000
32	BLC	Mandla	Beneficiary-Led Construction for 629 EWS housing in Mandla under PMAY. (7C23802373024879)	27/12/2017		943.50000	0	0	36	36	0	0	36	36	3	2	0.00000	0.00000	1.50000	0	0	33	522.60000000	30.00000000	30.60000000	522.60000000	30.00000000	30.60000000	-263.70000000	-1.50000000	-13.20000000
33	BLC	Mhowgaon	Beneficiary-Led Construction for 159 EWS housing in Mhowgaon Indore under PMAY. (7C23802276030579)	27/12/2017	754.870	238.50000	0	0	10	10	0	0	10	10	3	1	0.00000	0.00000	-11.70000	0	0	9	121.80000000	19.80000000	12.60000000	121.80000000	19.80000000	12.60000000	0.00000000	0.00000000	0.00000000
34	BLC	Multai	Beneficiary-Led Construction for 68 EWS housing in Multai under PMAY. (7C23802339024904)	27/12/2017	261.800	102.00000	0	0	0	0	0	0	0	0	3	2	0.00000	0.00000	0.00000	0	0	0	40.20000000	3.00000000	0.00000000	40.20000000	3.00000000	0.00000000	12.60000000	1.50000000	0.00000000
35	BLC	Omkareshwar	Beneficiary-Led Construction for 134 EWS housing in Omkareshwar under PMAY. (7C23802436010924)	27/12/2017	636.660	201.00000	0	0	23	23	0	0	23	23	3	2	0.00000	0.00000	0.00000	0	0	22	79.20000000	6.60000000	15.00000000	79.20000000	6.60000000	15.00000000	-6.90000000	1.80000000	3.00000000
36	BLC	Orchha	Beneficiary-Led Construction for 137 EWS housing in Orchha under PMAY. (7C23802321006541)	27/12/2017	560.000	205.50000	0	0	23	23	0	0	23	23	3	2	0.00000	0.00000	0.00000	0	0	22	43.80000000	24.00000000	13.80000000	43.80000000	24.00000000	13.80000000	20.40000000	9.00000000	5.40000000
37	BLC	Paankhedi	Construction of 12 EWS DU's under Beneficiary-Led construction vertical of Pradhan Mantri Awas Yojana in Paankhedi (7C23473183011189)	27/12/2017	504.350	183.00000	0	0	15	15	0	0	15	15	3	2	0.00000	0.00000	0.00000	0	0	14	56.40000000	12.60000000	9.60000000	50.40000000	9.00000000	8.40000000	20.70000000	5.40000000	3.00000000
38	BLC	Piplanarayanwar	Beneficiary-Led Construction for 199 EWS housing in Piplanarayanwar under PMAY. (7C2380239001056)	27/12/2017	765.710	298.50000	0	0	3	3	0	0	3	3	3	2	0.00000	0.00000	0.00000	0	0	3	103.20000000	16.80000000	3.00000000	103.20000000	16.80000000	3.00000000	42.60000000	6.90000000	-1.50000000
39	BLC	Pipha Mandi	Beneficiary-Led Construction for 205 EWS housing in Pipalymandi under PMAY. (7C23802208025141)	27/12/2017	789.250	307.50000	0	0	10	10	0	0	10	10	3	2	0.00000	0.00000	0.00000	0	0	9	97.20000000	23.40000000	6.00000000	97.20000000	23.40000000	6.00000000	30.60000000	8.70000000	1.50000000
40	BLC	Rajgarh	Beneficiary-Led Construction for 185 EWS housing in Rajgarh Dhar under PMAY. (7C23802258024984)	27/12/2017		277.50000	0	0	41	41	0	0	41	41	3	2	0.00000	0.00000	1.50000	0	0	39	93.00000000	31.80000000	29.40000000	93.00000000	31.80000000	29.40000000	-24.00000000	-21.60000000	-1.80000000
41	BLC	Rajpur	Beneficiary-Led Construction for 283 EWS housing in Rajpur under PMAY. (7C23802287019934)	27/12/2017	1089.130	424.50000	0	0	38	38	0	0	38	38	3	2	0.00000	0.00000	1.50000	0	0	35	88.80000000	83.40000000	30.60000000	88.80000000	83.40000000	30.60000000	-0.60000000	1.20000000	-10.20000000
42	BLC	Rampura	Beneficiary-Led Construction for 72 EWS housing in Rampura under PMAY. (7C23802202011281)	27/12/2017	277.250	108.00000	0	0	8	8	0	0	8	8	3	2	0.00000	0.00000	0.00000	0	0	8	32.40000000	8.40000000	5.40000000	32.40000000	8.40000000	5.40000000	8.70000000	2.70000000	1.20000000
43	BLC	Rehti	Beneficiary-Led Construction for 170 EWS housing in Rehti under PMAY. (7C2380232101144)	27/12/2017		255.00000	0	0	5	5	0	0	5	5	3	2	0.00000	0.00000	0.00000	0	0	4	72.60000000	21.00000000	1.20000000	79.80000000	23.40000000	4.80000000	23.10000000	8.10000000	0.00000000
44	BLC	Sabalgarh	Beneficiary-Led Construction for 306 EWS housing in Sabalgarh under PMAY. (7C23802088024958)	27/12/2017	1241.070	459.00000	0	0	3	3	0	0	3	3	3	2	0.00000	0.00000	0.00000	0	0	3	194.40000000	27.60000000	2.40000000	194.40000000	27.60000000	2.40000000	-27.30000000	-5.70000000	-0.30000000
45	BLC	Sanchi	Beneficiary-Led Construction for 62 EWS housing in Sanchi under PMAY. (7C23802322025276)	27/12/2017	238.700	93.00000	0	0	0	0	0	0	0	0	3	2	0.00000	0.00000	0.00000	0	0	0	21.00000000	17.40000000	0.00000000	21.00000000	17.40000000	0.00000000	7.50000000	2.70000000	0.00000000
46	BLC	Seoni-Malwa	Beneficiary-Led Construction for 422 EWS housing in Seoni Malwa under PMAY. (7C23802344024915)	27/12/2017	1624.700	633.00000	0	0	27	27	0	0	27	27	3	2	0.00000	0.00000	0.00000	0	0	27	287.40000000	29.40000000	22.80000000	287.40000000	29.40000000	22.80000000	-85.80000000	-4.80000000	-5.10000000
47	BLC	Shahpura	Beneficiary-Led Construction for 346 EWS housing in Shahpura labapur under PMAY. (7C23802359025166)	27/12/2017	1526.360	519.00000	0	0	97	97	0	0	96	96	3	2	0.00000	0.00000	0.00000	0	0	96	122.40000000	51.00000000	67.80000000	122.40000000	51.00000000	67.80000000	13.20000000	7.50000000	8.40000000
48	BLC	Tal	Beneficiary-Led Construction for 168 EWS housing in Tal under PMAY. (7C2380221902554)	27/12/2017	714.600	252.00000	0	0	1	1	0	0	1	1	3	2	0.00000	0.00000	0.00000	0	0	1	0.00000000	0.00000000	0.00000000	111.00000000	8.40000000	0.60000000	106.50000000	5.10000000	0.90000000
49	BLC	Ujjain	Beneficiary-Led Construction for 1010 EWS housing in Ujjain under PMAY. (7C2380233030781)	27/12/2017	3886.820	1515.00000	0	0	62	62	0	0	62	62	3	1	0.00000	0.00000	0.00000	0	0	59	333.00000000	241.80000000	37.20000000	333.00000000	241.80000000	37.20000000	78.00000000	62.40000000	14.10000000
50	BLC	Vijaynagar	Beneficiary-Led Construction for 135 EWS housing in Vijaynagar under PMAY. (7C23802354027965)	27/12/2017	453.080	202.50000	0	0	17	17	0	0	17	17	3	1	0.00000	0.00000	0.00000	0	0	17	47.40000000	25.80000000	10.20000000	47.40000000	25.80000000	10.20000000	14.70000000	8.40000000	5.10000000
						Grand Total	0	0	1,637	1,637	0	0	1,634	1,634	0	0	0.00000	0.00000	-17.70000	0	0	1546	8362.20000000	2536.20000000	1050.00000000	8381.40000000	2527.20000000	1074.00000000	672.90000000	411.60000000	110.70000000

7

S.No	Mission Component	City	Project Name	CSMC Date	Project Cost (Rs. in lakhs)	Central Share (Rs. in lakhs)	Beneficiary as per DPR									Beneficiary Attached		Sanction Made (Rs. in lakhs)		Beneficiary Sanctioned			Already Released 1st Installment (Rs. in lakhs)			Already Released 2nd Installment (Rs. in lakhs)			Already Released 3rd Installment (Rs. in lakhs)		
							OT	SC	ST	Total	OT	SC	ST	Total	OT	SC	ST	Total	OT	SC	ST	OT	SC	ST	OT	SC	ST	OT	SC	ST	
																															Installment No.
1	BLC	Anjad	Construction of 63 EWS houses: under Beneficiary Led construction vertical of Pradhan Mantri Awas Yojana in Anjad (7C2380236624801)	24/07/2018	242.550	94.500000	0	0	8	8	0	0	8	8	3	2	0.00000	0.00000	0.00000	0	0	8	24.60000000	9.00000000	4.80000000	24.60000000	9.00000000	4.80000000	3.30000000	4.50000000	2.40000000
2	BLC	Athana	Construction of 46 EWS houses: under Beneficiary Led construction vertical of Pradhan Mantri Awas Yojana in Athana (7C23468310009296)	24/07/2018	177.100	69.000000	0	0	3	3	0	0	3	3	3	2	0.00000	0.00000	0.00000	0	0	2	23.40000000	2.40000000	1.80000000	23.40000000	2.40000000	1.80000000	7.20000000	1.20000000	-0.60000000
3	BLC	Badarwas	Construction of 29 EWS houses: under Beneficiary Led construction vertical of Pradhan Mantri Awas Yojana in Badarwas (7C23802116009307)	24/07/2018	111.650	43.500000	0	0	1	1	0	0	1	1	3	1	0.00000	0.00000	0.90000	0	0	1	12.60000000	4.20000000	0.60000000	0.00000000	0.00000000	0.00000000	0.00000000	0.00000000	0.00000000
4	BLC	Badi	Construction of 25 EWS houses: under Beneficiary Led construction vertical of Pradhan Mantri Awas Yojana in Badi (7C23802330009252)	24/07/2018	96.210	37.500000	0	0	1	1	0	0	1	1	3	2	0.00000	0.00000	0.00000	0	0	1	7.80000000	6.60000000	0.60000000	7.80000000	6.60000000	0.60000000	0.90000000	3.30000000	0.30000000
5	BLC	Badnawar	Beneficiary Led Construction of 23 EWS at Badnawar under PMAY (7C2380257025042)	24/07/2018	88.550	34.500000	0	0	4	4	0	0	4	4	3	2	0.00000	0.00000	0.00000	0	0	4	11.40000000	0.60000000	2.40000000	11.40000000	0.60000000	2.40000000	2.70000000	0.30000000	1.20000000
6	BLC	Badod	Construction of 9 EWS DUs under Beneficiary Led construction vertical of Pradhan Mantri Awas Yojana in Badod (7C23802366009569)	24/07/2018	34.650	13.500000	0	0	0	0	0	0	0	0	3	1	0.00000	0.00000	0.00000	0	0	0	3.00000000	2.40000000	0.00000000	3.00000000	2.40000000	0.00000000	0.00000000	0.00000000	0.00000000
7	BLC	Bhikanganon	Construction of 36 EWS DUs under Beneficiary Led construction vertical of Pradhan Mantri Awas Yojana in Bhikanganon (7C23802283009311)	24/07/2018	149.040	54.000000	0	0	5	5	0	0	5	5	3	2	0.00000	0.00000	0.00000	0	0	5	15.60000000	3.00000000	3.00000000	14.40000000	3.00000000	3.00000000	4.50000000	1.50000000	1.50000000
8	BLC	Chand	Construction of 25 EWS DUs under Beneficiary Led construction vertical of Pradhan Mantri Awas Yojana in Chand (7C23494350009376)	24/07/2018	96.190	37.500000	0	0	2	2	0	0	2	2	3	2	0.00000	0.00000	0.00000	0	0	2	12.60000000	1.20000000	1.20000000	11.40000000	1.20000000	0.00000000	7.50000000	0.60000000	1.80000000
9	BLC	Chaurai khas	Construction of 73 EWS DUs under Beneficiary Led construction vertical of Pradhan Mantri Awas Yojana in Chaurai khas (7C23802379030441)	24/07/2018	281.050	109.500000	0	0	5	5	0	0	5	5	3	1	0.00000	0.00000	1.50000	0	0	5	34.20000000	7.20000000	3.00000000	34.20000000	7.20000000	3.00000000	0.00000000	0.00000000	0.00000000
10	BLC	Chhanera	Construction of 15 EWS DUs under Beneficiary Led construction vertical of Pradhan Mantri Awas Yojana in Chhanera (7C23802434009360)	24/07/2018	57.750	22.500000	0	0	2	2	0	0	2	2	3	2	0.00000	0.00000	0.00000	0	0	2	7.20000000	0.60000000	1.20000000	7.20000000	0.60000000	1.20000000	2.10000000	0.30000000	0.60000000
11	BLC	Chhapiheda	Construction of 19 EWS Houses: under Beneficiary Led construction vertical of Pradhan Mantri Awas Yojana in Chhapiheda (7C23802295009216)	24/07/2018	73.200	28.500000	0	0	0	0	0	0	0	0	3	2	0.00000	0.00000	0.00000	0	0	0	6.00000000	5.40000000	0.00000000	6.00000000	0.60000000	0.00000000	1.50000000	7.50000000	0.00000000
12	BLC	Jaora	Construction of 218 EWS DUs under Beneficiary Led construction vertical of Pradhan Mantri Awas Yojana in Jaora (7C23802216025450)	24/07/2018	816.680	327.000000	0	0	12	12	0	0	12	12	3	2	0.00000	0.00000	0.00000	0	0	12	105.60000000	19.20000000	7.20000000	105.60000000	19.20000000	7.20000000	34.80000000	5.10000000	3.60000000
13	BLC	Jawar	Beneficiary Led Construction of 13 EWS at Jawar-Sehore at PMAY (7C23802317009413)	24/07/2018	50.050	19.500000	0	0	0	0	0	0	0	0	3	1	0.00000	0.00000	0.00000	0	0	0	6.60000000	1.20000000	0.00000000	6.60000000	1.20000000	0.00000000	0.00000000	0.00000000	0.00000000
14	BLC	Kailaras	Beneficiary Led Construction of 74 EWS at Kailaras under PMAY (7C23802086025089)	24/07/2018	284.900	111.000000	0	0	1	1	0	0	1	1	3	1	0.00000	0.00000	0.30000	0	0	1	33.60000000	10.20000000	0.60000000	33.60000000	10.20000000	0.60000000	0.00000000	0.00000000	0.00000000
15	BLC	Kareli	Construction of 44 EWS DUs under Beneficiary Led construction BLC vertical of Pradhan Mantri Awas Yojana Urban in Kareli (7C23802368024893)	24/07/2018	169.400	66.000000	0	0	3	3	0	0	3	3	3	1	0.00000	0.00000	0.90000	0	0	3	17.40000000	7.20000000	1.80000000	17.40000000	7.20000000	1.80000000	0.00000000	0.00000000	0.00000000
16	BLC	Kasrawad	Construction of 7 EWS DUs under Beneficiary Led construction BLC vertical of Pradhan Mantri Awas Yojana Urban in Kasrawad (7C23802282024819)	24/07/2018	26.950	10.500000	0	0	3	3	0	0	3	3	3	1	0.00000	0.00000	0.90000	0	0	3	1.20000000	0.60000000	1.80000000	2.40000000	1.20000000	1.80000000	0.00000000	0.00000000	0.00000000
17	BLC	Katangi	Construction of 39 EWS DUs under Beneficiary Led construction BLC vertical of Pradhan Mantri Awas Yojana Urban in Katangi (7C23802357009606)	24/07/2018	150.150	58.500000	0	0	3	3	0	0	3	3	3	2	0.00000	0.00000	0.00000	0	0	3	15.60000000	1.80000000	0.00000000	21.60000000	4.20000000	3.60000000	9.30000000	1.50000000	0.90000000
18	BLC	Kymore	Construction of 21 EWS DUs under Beneficiary Led construction vertical of Pradhan Mantri Awas Yojana in Kymore (7C23802353009370)	24/07/2018	80.850	31.500000	0	0	12	12	0	0	12	12	3	1	0.00000	0.00000	2.10000	0	0	11	3.60000000	1.80000000	7.20000000	3.60000000	1.80000000	7.20000000	0.00000000	0.00000000	0.00000000
19	BLC	Lodhikheda	Construction of 25 EWS DUs under Beneficiary Led construction BLC vertical of Pradhan Mantri Awas Yojana Urban in Lodhikheda (7C23802389009613)	24/07/2018	96.190	37.500000	0	0	2	2	0	0	2	2	3	1	0.00000	0.00000	0.60000	0	0	2	12.60000000	1.20000000	1.20000000	12.60000000	1.20000000	1.20000000	0.00000000	0.00000000	0.00000000
20	BLC	Multai	Construction of 60 EWS DUs under Beneficiary Led construction BLC vertical of Pradhan Mantri Awas Yojana Urban in Multai (7C23802339024906)	24/07/2018	231.000	90.000000	0	0	0	0	0	0	0	0	3	2	0.00000	0.00000	0.00000	0	0	0	35.40000000	1.20000000	0.00000000	34.20000000	1.20000000	0.00000000	11.40000000	0.60000000	0.00000000

7

21	BLC	Omkarshwar	Construction of 32 EWS DUs under Beneficiary Led construction Bl - vertical of Pradhan Mantri Awas Yojana Urban in Omkarshwar (7C2380243602/626)	24/07/2018	123.140	48.000000	0	0	10	10	0	0	10	10	3	1	0.00000	0.00000	1.20000	0	0	10	11.40000000	1.20000000	6.60000000	18.00000000	3.60000000	7.20000000	0.00000000	0.00000000	0.00000000
22	BLC	Orchha	Construction of 1 EWS DUs under Beneficiary Led construction Bl - vertical of Pradhan Mantri Awas Yojana Urban in Orchha (7C23802121009630)	24/07/2018	3.850	1.500000	0	0	1	1	0	0	1	1	3	1	0.00000	0.00000	0.30000	0	0	1	0.00000000	0.00000000	0.60000000	0.00000000	0.00000000	0.60000000	0.00000000	0.00000000	0.00000000
23	BLC	Pandhana	Construction of 3 EWS DUs under Beneficiary Led construction Bl - vertical of Pradhan Mantri Awas Yojana Urban in Pandhana (7C23802438009631)	24/07/2018	11.550	4.500000	0	0	0	0	0	0	0	0	3	2	0.00000	0.00000	0.00000	0	0	0	1.80000000	0.00000000	0.00000000	1.80000000	0.00000000	0.00000000	0.90000000	0.00000000	0.00000000
24	BLC	Rajpur	Beneficiary Led construction of 55 EWS at Rajpur under PMAY (7C23802287009465)	24/07/2018	211.750	82.500000	0	0	7	7	0	0	7	7	3	1	0.00000	0.00000	2.10000	0	0	7	25.20000000	3.60000000	4.20000000	25.20000000	3.60000000	4.20000000	0.00000000	0.00000000	0.00000000
25	BLC	Sanawad	Construction of 19 EWS DUs under Beneficiary Led construction Bl - vertical of Pradhan Mantri Awas Yojana Urban in Sanawad (7C23802279009641)	24/07/2018	73.150	28.500000	0	0	2	2	0	0	2	2	3	2	0.00000	0.00000	0.00000	0	0	2	8.40000000	1.80000000	1.20000000	8.40000000	1.80000000	1.20000000	2.70000000	0.90000000	0.60000000
26	BLC	Shahpur	Beneficiary Led construction of 531 EWS at Shahpur-Burhanpur under PMAY (7C23802440024811)	24/07/2018	2044.350	796.500000	0	0	15	15	0	0	15	15	3	2	0.00000	0.00000	0.00000	0	0	15	243.60000000	70.20000000	9.00000000	214.80000000	70.20000000	9.00000000	134.10000000	35.10000000	4.50000000
27	BLC	Shamgarh	Construction of 90 EWS DUs under Beneficiary Led construction Bl - vertical of Pradhan Mantri Awas Yojana Urban in Shamgarh (7C23802210025161)	24/07/2018	346.500	135.000000	0	0	3	3	0	0	3	3	3	2	0.00000	0.00000	0.00000	0	0	3	50.40000000	1.20000000	1.80000000	51.60000000	1.20000000	1.80000000	16.50000000	2.10000000	0.90000000
28	BLC	Sitamau	Construction of 64 EWS under Beneficiary Led construction vertical of Pradhan Mantri Awas Yojana in Sitamau (7C23802213009385)	24/07/2018	245.760	96.000000	0	0	1	1	0	0	1	1	3	2	0.00000	0.00000	0.00000	0	0	1	25.80000000	6.00000000	0.00000000	35.40000000	8.40000000	1.20000000	13.80000000	3.60000000	0.30000000
29	BLC	Susner	Construction of 63 EWS DUs under Beneficiary Led construction Bl - vertical of Pradhan Mantri Awas Yojana Urban in Susner (7C23802233009580)	24/07/2018	241.920	94.500000	0	0	0	0	0	0	0	0	3	2	0.00000	0.00000	0.00000	0	0	0	37.20000000	0.60000000	0.00000000	37.20000000	0.60000000	0.00000000	14.10000000	0.30000000	0.00000000
30	BLC	Suwasa	Construction of 55 EWS DUs under Beneficiary Led construction Bl - vertical of Pradhan Mantri Awas Yojana Urban in Suwasa (7C23802214009582)	24/07/2018	195.250	82.500000	0	0	2	2	0	0	2	2	3	2	0.00000	0.00000	0.00000	0	0	2	12.00000000	18.60000000	1.20000000	13.20000000	18.60000000	1.20000000	6.30000000	7.80000000	3.00000000
31	BLC	Ujjain	Beneficiary led construction EWS housing in Ujjain under PMAY (7C23802230009541)	24/07/2018	2144.450	835.500000	0	0	24	24	0	0	24	24	3	2	0.00000	0.00000	0.00000	0	0	23	174.60000000	143.40000000	14.40000000	178.20000000	142.20000000	14.40000000	49.20000000	30.90000000	5.70000000
					Grand Total			0	0	132	132	0	0	132	132		0.00000	0.00000	10.80000	0	0	129	980.40000000	333.60000000	77.40000000	964.80000000	331.20000000	78.60000000	322.80000000	107.10000000	26.70000000

7

State Name : Madhya Pradesh , Financial Year : 2021-22, Attachment ID : EATTACHA2320212609201800132, File No. : 9124113, Budget Head : 3601.06.796.17.01.35 (ST),Annexure Attachment Date : 18/02/2022																															
S.No	Mission Component	City	Project Name	CSMC Date	Project Cost (Rs. In lakhs)	Central Share (Rs. In lakhs)	Beneficiary as per DPR			Beneficiary Attached			Installment Details		Sanction Made (Rs. In lakhs)			Beneficiary Sanctioned			Already Released 1st Installment (Rs. In lakhs)			Already Released 2nd Installment (Rs. In lakhs)			Already Released 3rd Installment (Rs. in lakhs)				
							OT	SC	ST	Total	OT	SC	ST	Total	Installment No.	Release No.	OT	SC	ST	OT	SC	ST	OT	SC	ST	OT	SC	ST	OT	SC	ST
1	BLC	Anjad	Construction of 174 EWS DUs under- Beneficiary Led construction BLC vertical of Pradhan Mantri Awas Yojana Ur-Jan in Anjad (7C23802286024802)	26/09/2018	669.900	261.00000	0	0	31	31	0	0	31	31	3	2	0.00000	0.00000	0.00000	0	0	28	62.40000000	25.80000000	19.20000000	62.40000000	1.80000000	19.20000000	14.70000000	32.40000000	3.60000000
2	BLC	Barwani	Construction of 734 EWS DUs under- Beneficiary Led construction BLC vertical of Pradhan Mantri Awas Yojana Ur-Jan in Barwani (7C23802285024804)	26/09/2018		1101.00000	0	0	268	268	0	0	268	268	3	1	0.00000	0.00000	50.70000	0	0	249	247.80000000	34.80000000	162.00000000	246.60000000	34.80000000	160.80000000	0.00000000	0.00000000	0.00000000
3	BLC	Nepanagar	Construction of 138 EWS DUs under- Beneficiary Led construction BLC vertical of Pradhan Mantri Awas Yojana Ur-Jan in Nepanagar (7C23802441030584)	26/09/2018	531.300	207.00000	0	0	75	75	0	0	75	75	3	1	0.00000	0.00000	1.50000	0	0	71	26.40000000	13.80000000	45.00000000	26.40000000	13.80000000	-17.40000000	2.70000000	0.90000000	77.40000000
Grand Total							0	0	374	374	0	0	374	374			0.00000	0.00000	52.20000	0	0	348	336.60000000	74.40000000	224.20000000	335.40000000	50.40000000	162.60000000	17.40000000	33.30000000	81.00000000

7

Form GFR 12-C
[See Rule 239]
Form of Utilization Certificate

G.O.I


Certified that out of Rs. 26529.00 Lakhs (Rs. Two Hundred & Sixty- Five Crore Twenty- Nine Lakh Only) Grants-in-aid sanctioned during the year 2021-22 in favor of Directorate, Urban Administration and Development under this ministry/Department Letter No. given in the margin and Rs. 0/- (Zero) on account of unspent balance of the year, a sum of Rs. 20231.40 Lakhs (Rs. Two Hundred & Two Crore Thirty- One Lakh Forty Thousand Only) has been utilized for the purpose of "Construction of EWS Dwelling Units Under BLC vertical of Pradhan Mantri Awas Yojana - Housing For All (Urban)" for which it was sanctioned and that the balance of Rs. 6297.60 Lakhs (Rs. Sixty- Two Crore Ninety- Seven Lakh Sixty Thousand Only) remaining unutilized at the end of the year will be adjusted towards the grant-in-aid payable during the next year.


S. No.	Letter No & Date	Amount (In Lakh)
1	N-11012/16/2021-HFA-V-UD (FTS-9125099) Dated- 25-03-2022 (Gen & ST)	26,529.00
Total:-		26,529.00


2. Certified that I have satisfied myself that the conditions on which the grant-in-aid was sanctioned have been duly fulfilled/are being fulfilled and that I have exercised the checks to see that the money was actually utilized for the purpose for which it was sanctioned.

Enclosures:-

- 1 Project Wise Fund Utilized Status
- 2 Physical Progress


Superintending Engineer
Urban Administration & Development
Madhya Pradesh


Mission Director (HFA)
Urban Administration & Development
Madhya Pradesh


Secretary / Commissioner
Urban Administration and Development
Madhya Pradesh

Form GFR 12-C
[See Rule 239]
Form of Utilization Certificate


Certified that out of **Rs. 00.00 Lakh (Rs. Nil)** Grants-in-aid sanctioned during the year **2021-22** in favor of **Directorate, Urban Administration and Development** under this ministry/Department Letter No. given in the margin and **Rs. 9.60 Lakh (Rs. Nine Lakh Sixty Thousand Only)** on account of unspent balance of the year, a sum of **Rs. 9.60 Lakh (Rs. Nine Lakh Sixty Thousand Only)** has been utilized for the purpose of "**Construction of EWS Dwelling Units Under Pradhan Mantri Awas Yojana - Housing For All (Urban)**" for which it was sanctioned and that the balance of **Rs. 00.00 Lakhs (Rs. Nil)** remaining unutilized at the end of the year will be adjusted towards the grant-in-aid payable during the next year.


S. No.	Letter No & Date	Amount (In Lakh)
1	N-11012/70/2021-HFA-I-UD (FTS-9113353) Dated 24-09-2021	9.60
Total:-		9.60


2. Certified that I have satisfied myself that the conditions on which the grant-in-aid was sanctioned have been duly fulfilled/are being fulfilled and that I have exercised the checks to see that the money was actually utilized for the purpose for which it was sanctioned.

Enclosures:-

- 1 Project Wise Fund Utilized Status
- 2 Physical Progress


Superintending Engineer
Urban Administration & Development
Madhya Pradesh


Mission Director
Urban Administration & Development
Madhya Pradesh


Secretary / Commissioner
Urban Administration and Development
Madhya Pradesh

**Pradhan Mantri Awas Yojana – Housing for All (Urban)
Mission Directorate
Format for Financial Progress of Projects Approved under the Mission**

Name of State		:- Madhya Pradesh																		
Name of State Nodal Agency		:- Directorate, Urban Administration and Development Department																		
Sr. No.	Title of the Project	ULB Name	CSMC No.	Net Sanctioned Units	Approved Project Cost	Approved Govt Support	State Fund	Other Funds (Beneficiaries/ULB Share)	Unspent balance of Previous Installment (A)		Fund Released in Second Installment (B)		Total Funds (A+B)		Usage of Unspent balance of Previous Installment		Second Installment Usage		Fund Utilized	
									Central Share	State Share	Central Share	State Share	Central Share	State Share	Central Share	State Share	Central Share	State Share	Central Share	State Share
1	BLC Vertical	Amla	52	26	100.10	39.00	26.00	35.10	0.00	0.00	12.00	8.00	12.00	8.00	0.00	0.00	12.00	8.00	12.00	8.00
2	BLC Vertical	Betul	52	165	635.25	247.50	165.00	222.75	0.00	0.00	88.20	58.80	88.20	58.80	0.00	0.00	45.00	30.00	45.00	30.00
3	BLC Vertical	Mulhai	49	48	184.80	72.00	48.00	64.80	0.00	0.00	28.20	18.80	28.20	18.80	0.00	0.00	25.20	16.80	25.20	16.80
4	BLC Vertical	Timarni	49	98	377.30	147.00	98.00	132.30	0.00	0.00	42.60	28.40	42.60	28.40	0.00	0.00	40.80	27.20	40.80	27.20
5	BLC Vertical	Babai	37	450	1732.50	675.00	450.00	607.50	0.00	0.00	238.80	159.20	238.80	159.20	0.00	0.00	204.00	136.00	204.00	136.00
6	BLC Vertical	Seoni-Mahwa	43	46	177.10	69.00	46.00	62.10	0.00	0.00	25.20	16.80	25.20	16.80	0.00	0.00	13.56	9.04	13.56	9.04
7	BLC Vertical	Baraily	46	453	1744.05	679.50	453.00	611.55	0.00	0.00	226.20	150.80	226.20	150.80	0.00	0.00	152.40	101.60	152.40	101.60
8	BLC Vertical	Begamganj	47	304	1170.40	456.00	304.00	410.40	0.00	0.00	132.00	88.00	132.00	88.00	0.00	0.00	118.80	79.20	118.80	79.20
9	BLC Vertical	Gairatganj	50	769	2960.65	1153.50	769.00	1038.15	0.00	0.00	363.60	242.40	363.60	242.40	0.00	0.00	353.40	235.60	353.40	235.60
10	BLC Vertical	Samchi	52	329	1266.65	493.50	329.00	444.15	0.00	0.00	119.40	79.60	119.40	79.60	0.00	0.00	119.40	79.60	119.40	79.60
11	BLC Vertical	Silwani	47	722	2779.70	1083.00	722.00	974.70	0.00	0.00	420.00	280.00	420.00	280.00	0.00	0.00	304.20	202.80	304.20	202.80
12	BLC Vertical	Boda	38	150	577.50	225.00	150.00	202.50	0.00	0.00	72.00	48.00	72.00	48.00	0.00	0.00	72.00	48.00	72.00	48.00
13	BLC Vertical	Khichipur	48	301	1158.85	451.50	301.00	406.35	0.00	0.00	142.80	95.20	142.80	95.20	0.00	0.00	142.50	95.00	142.50	95.00
14	BLC Vertical	Khajner	37	556	2140.60	834.00	556.00	750.60	0.00	0.00	309.60	206.40	309.60	206.40	0.00	0.00	161.70	107.80	161.70	107.80
15	BLC Vertical	Machhalpur	49	244	939.40	366.00	244.00	329.40	0.00	0.00	100.20	66.80	100.20	66.80	0.00	0.00	97.20	64.80	97.20	64.80
16	BLC Vertical	Pachore	36	1283	4939.55	1924.50	1283.00	1732.05	0.00	0.00	19.20	12.80	19.20	12.80	0.00	0.00	19.20	12.80	19.20	12.80
17	BLC Vertical	Suthaliya	38	437	1682.45	655.50	437.00	589.95	0.00	0.00	184.80	123.20	184.80	123.20	0.00	0.00	171.00	114.00	171.00	114.00
18	BLC Vertical	Ashta	49	876	3372.60	1314.00	876.00	1182.60	0.00	0.00	436.80	291.20	436.80	291.20	0.00	0.00	270.90	180.60	270.90	180.60
19	BLC Vertical	Jawar	46	494	1901.90	741.00	494.00	666.90	0.00	0.00	184.80	123.20	184.80	123.20	0.00	0.00	98.40	65.60	98.40	65.60
20	BLC Vertical	Naarullaganj	48	423	1628.55	634.50	423.00	571.05	0.00	0.00	263.40	175.60	263.40	175.60	0.00	0.00	150.30	100.20	150.30	100.20
21	BLC Vertical	Sehore	36	1335	5139.75	2002.50	1335.00	1802.25	0.00	0.00	13.80	9.20	13.80	9.20	0.00	0.00	13.80	9.20	13.80	9.20
22	BLC Vertical	Ashoknagar	38	431	1659.35	646.50	431.00	581.85	0.00	0.00	190.80	127.20	190.80	127.20	0.00	0.00	165.60	110.40	165.60	110.40
23	BLC Vertical	Mungaoali	36	154	592.90	231.00	154.00	207.90	0.00	0.00	3.60	2.40	3.60	2.40	0.00	0.00	3.60	2.40	3.60	2.40
24	BLC Vertical	Mungaoali	50	162	623.70	243.00	162.00	218.70	0.00	0.00	68.40	45.60	68.40	45.60	0.00	0.00	45.06	30.04	45.06	30.04
25	BLC Vertical	Akoda	48	41	157.85	61.50	41.00	55.35	0.00	0.00	12.00	8.00	12.00	8.00	0.00	0.00	12.00	8.00	12.00	8.00
26	BLC Vertical	Daboh	36	15	57.75	22.50	15.00	20.25	0.00	0.00	0.60	0.40	0.60	0.40	0.00	0.00	0.60	0.40	0.60	0.40
27	BLC Vertical	Mehtaon	37	331	1274.35	496.50	331.00	446.85	0.00	0.00	223.80	149.20	223.80	149.20	0.00	0.00	148.20	98.80	148.20	98.80
28	BLC Vertical	Bhandar	42	400	1540.00	600.00	400.00	540.00	0.00	0.00	249.00	166.00	249.00	166.00	0.00	0.00	125.40	83.60	125.40	83.60
29	BLC Vertical	Aron	36	35	134.75	52.50	35.00	47.25	0.00	0.00	0.60	0.40	0.60	0.40	0.00	0.00	0.60	0.40	0.60	0.40
30	BLC Vertical	Aron	38	793	3053.05	1189.50	793.00	1070.55	0.00	0.00	348.00	232.00	348.00	232.00	0.00	0.00	348.00	232.00	348.00	232.00
31	BLC Vertical	Aron	48	1199	4616.15	1798.50	1199.00	1618.65	0.00	0.00	548.40	365.60	548.40	365.60	0.00	0.00	548.40	365.60	548.40	365.60
32	BLC Vertical	Raghogarh - Vijaypur	38	800	3080.00	1200.00	800.00	1080.00	0.00	0.00	412.20	274.80	412.20	274.80	0.00	0.00	355.50	237.00	355.50	237.00
33	BLC Vertical	Raghogarh - Vijaypur	49	1565	6025.25	2347.50	1565.00	2112.75	0.00	0.00	908.40	605.60	908.40	605.60	0.00	0.00	642.00	428.00	642.00	428.00
34	BLC Vertical	Raghogarh - Vijaypur	50	956	3680.60	1434.00	956.00	1290.60	0.00	0.00	574.20	382.80	574.20	382.80	0.00	0.00	290.40	193.60	290.40	193.60
35	BLC Vertical	Bilaua	53	57	219.45	85.50	57.00	76.95	0.00	0.00	31.20	20.80	31.20	20.80	0.00	0.00	31.20	20.80	31.20	20.80
36	BLC Vertical	Dabra	49	285	1097.25	427.50	285.00	384.75	0.00	0.00	110.40	73.60	110.40	73.60	0.00	0.00	110.40	73.60	110.40	73.60
37	BLC Vertical	Dabra	52	47	180.95	70.50	47.00	63.45	0.00	0.00	14.40	9.60	14.40	9.60	0.00	0.00	10.32	6.88	10.32	6.88
38	BLC Vertical	Jhundpura	36	220	847.00	330.00	220.00	297.00	0.00	0.00	1.80	1.20	1.80	1.20	0.00	0.00	1.80	1.20	1.80	1.20

2035319/2022/HFA-V SECTION

Sr. No.	Title of the Project	ULB Name	CSMC No.	Net Sanctioned Units	Approved Project Cost	Approved Govt Support	State Fund (Beneficiaries/ULB Share)	Unspent balance of Previous Installment (A)		Fund Released in Second Installment (B)		Total Funds (A+B)		Usage of Unspent balance of Previous Installment		Second Installment Usage		Fund Utilized	
								Central Share	State Share	Central Share	State Share	Central Share	State Share	Central Share	State Share	Central Share	State Share	Central Share	State Share
39	BLC Vertical	Badoda	38	113	435.05	169.50	113.00	152.55	0.00	37.60	37.60	56.40	37.60	0.00	0.00	56.40	37.60	56.40	37.60
40	BLC Vertical	Shoapur	37	551	2121.35	826.50	551.00	743.85	0.00	324.60	324.60	324.60	216.40	0.00	0.00	135.30	90.20	135.30	90.20
41	BLC Vertical	Shoapur	38	368	1416.80	552.00	368.00	496.80	0.00	258.60	172.40	258.60	172.40	0.00	0.00	51.60	34.40	51.60	34.40
42	BLC Vertical	Shoapur	48	948	3649.80	1422.00	948.00	1279.80	0.00	90.00	60.00	90.00	60.00	0.00	0.00	90.00	60.00	90.00	60.00
43	BLC Vertical	Badarwas	49	364	1401.40	546.00	364.00	491.40	0.00	132.60	88.40	132.60	88.40	0.00	0.00	132.00	88.00	132.00	88.00
44	BLC Vertical	Khamiyadhana	38	625	2406.25	937.50	625.00	843.75	0.00	301.20	200.80	301.20	200.80	0.00	0.00	255.00	170.00	255.00	170.00
45	BLC Vertical	Barwani	46	140	539.00	210.00	140.00	189.00	0.00	81.00	54.00	81.00	54.00	0.00	0.00	80.40	53.60	80.40	53.60
46	BLC Vertical	Barwani	52	38	146.30	57.00	38.00	51.30	0.00	27.00	18.00	27.00	18.00	0.00	0.00	16.20	10.80	16.20	10.80
47	BLC Vertical	Khetia	46	27	103.95	40.50	27.00	36.45	0.00	3.60	2.40	3.60	2.40	0.00	0.00	3.60	2.40	3.60	2.40
48	BLC Vertical	Khetia	50	305	1174.25	457.50	305.00	411.75	0.00	99.60	66.40	99.60	66.40	0.00	0.00	99.60	66.40	99.60	66.40
49	BLC Vertical	Palsud	48	781	3006.85	1171.50	781.00	1054.35	0.00	441.00	294.00	441.00	294.00	0.00	0.00	261.60	174.40	261.60	174.40
50	BLC Vertical	Rajpur	48	339	1305.15	508.50	339.00	457.65	0.00	196.80	131.20	196.80	131.20	0.00	0.00	107.70	71.80	107.70	71.80
51	BLC Vertical	Sandhwa	50	293	1128.05	439.50	293.00	395.55	0.00	160.20	106.80	160.20	106.80	0.00	0.00	149.40	99.60	149.40	99.60
52	BLC Vertical	Bunapur	46	2112	8131.20	3168.00	2112.00	2851.20	0.00	1196.40	797.60	1196.40	797.60	0.00	0.00	1124.40	749.60	1124.40	749.60
53	BLC Vertical	Shahpur	52	311	1197.35	466.50	311.00	419.85	0.00	142.80	95.20	142.80	95.20	0.00	0.00	135.60	90.40	135.60	90.40
54	BLC Vertical	Badnawar	49	69	265.65	103.50	69.00	93.15	0.00	36.60	24.40	36.60	24.40	0.00	0.00	36.60	24.40	36.60	24.40
55	BLC Vertical	Dahi	48	522	2009.70	783.00	522.00	704.70	0.00	309.60	206.40	309.60	206.40	0.00	0.00	210.60	140.40	210.60	140.40
56	BLC Vertical	Dharampur	50	995	3830.75	1492.50	995.00	1343.25	0.00	520.20	346.80	520.20	346.80	0.00	0.00	275.70	183.80	275.70	183.80
57	BLC Vertical	Pithampur	38	1036	3988.60	1554.00	1036.00	1398.60	0.00	365.40	243.60	365.40	243.60	0.00	0.00	295.80	197.20	295.80	197.20
58	BLC Vertical	Rajgarh	52	342	1316.70	513.00	342.00	461.70	0.00	156.60	104.40	156.60	104.40	0.00	0.00	142.20	94.80	142.20	94.80
59	BLC Vertical	Chhanera	49	476	1832.60	714.00	476.00	642.60	0.00	190.80	127.20	190.80	127.20	0.00	0.00	188.40	125.60	188.40	125.60
60	BLC Vertical	Khandwa	46	646	2487.10	969.00	646.00	872.10	0.00	276.00	184.00	276.00	184.00	0.00	0.00	124.50	83.00	124.50	83.00
61	BLC Vertical	Mundi	46	278	1070.30	417.00	278.00	375.30	0.00	142.20	94.80	142.20	94.80	0.00	0.00	142.20	94.80	142.20	94.80
62	BLC Vertical	Hatod	50	311	1197.35	466.50	311.00	419.85	0.00	120.00	80.00	120.00	80.00	0.00	0.00	120.00	80.00	120.00	80.00
63	BLC Vertical	Hatod	52	8	30.80	12.00	8.00	10.80	0.00	4.20	2.80	4.20	2.80	0.00	0.00	4.20	2.80	4.20	2.80
64	BLC Vertical	Meghnagar	47	438	1686.30	657.00	438.00	591.30	0.00	249.60	166.40	249.60	166.40	0.00	0.00	166.80	111.20	166.80	111.20
65	BLC Vertical	Maheshwar	42	599	2306.15	898.50	599.00	808.65	0.00	345.60	230.40	345.60	230.40	0.00	0.00	288.60	192.40	288.60	192.40
66	BLC Vertical	Bairar	47	64	246.40	96.00	64.00	86.40	0.00	31.20	20.80	31.20	20.80	0.00	0.00	14.10	9.40	14.10	9.40
67	BLC Vertical	Majikhand	49	372	1432.20	558.00	372.00	502.20	0.00	213.60	142.40	213.60	142.40	0.00	0.00	128.10	85.40	128.10	85.40
68	BLC Vertical	Amarwara	49	186	716.10	279.00	186.00	251.10	0.00	87.60	58.40	87.60	58.40	0.00	0.00	66.30	44.20	66.30	44.20
69	BLC Vertical	Chandameta-Butana	36	166	639.10	249.00	166.00	224.10	0.00	33.00	22.00	33.00	22.00	0.00	0.00	24.90	16.60	24.90	16.60
70	BLC Vertical	Chhindwara	48	1825	7026.25	2737.50	1825.00	2463.75	0.00	892.80	595.20	892.80	595.20	0.00	0.00	892.80	595.20	892.80	595.20
71	BLC Vertical	Harnai	42	41	157.85	61.50	41.00	55.35	0.00	19.20	12.80	19.20	12.80	0.00	0.00	11.70	7.80	11.70	7.80
72	BLC Vertical	Mohgaon	49	123	473.55	184.50	123.00	166.05	0.00	68.40	45.60	68.40	45.60	0.00	0.00	62.52	41.68	62.52	41.68
73	BLC Vertical	Neaton Chikhi	49	44	169.40	66.00	44.00	59.40	0.00	21.60	14.40	21.60	14.40	0.00	0.00	21.60	14.40	21.60	14.40
74	BLC Vertical	Kalan	49	834	3210.90	1251.00	834.00	1125.90	0.00	444.00	296.00	444.00	296.00	0.00	0.00	295.20	196.80	295.20	196.80
75	BLC Vertical	Pandhurna	49	138	531.30	207.00	138.00	186.30	0.00	70.80	47.20	70.80	47.20	0.00	0.00	60.60	40.40	60.60	40.40
76	BLC Vertical	Sausar	49	117	450.45	175.50	117.00	157.95	0.00	61.80	41.20	61.80	41.20	0.00	0.00	43.02	28.68	43.02	28.68
77	BLC Vertical	Sausar	52	24	92.40	36.00	24.00	32.40	0.00	18.60	12.40	18.60	12.40	0.00	0.00	14.40	8.64	14.40	8.64
78	BLC Vertical	Dindori	46	152	585.20	228.00	152.00	205.20	0.00	86.40	57.60	86.40	57.60	0.00	0.00	75.96	50.64	75.96	50.64
79	BLC Vertical	Shahpura	34	237	912.45	355.50	237.00	319.95	0.00	134.40	89.60	134.40	89.60	0.00	0.00	134.40	89.60	134.40	89.60
80	BLC Vertical	Barela	48	506	1948.10	759.00	506.00	683.10	0.00	208.80	139.20	208.80	139.20	0.00	0.00	198.60	132.40	198.60	132.40
81	BLC Vertical	Bhadaghat	43	12	46.20	18.00	12.00	16.20	0.00	6.60	4.40	6.60	4.40	0.00	0.00	6.60	4.40	6.60	4.40
82	BLC Vertical	Jabalpur	42	2978	11465.30	4467.00	2978.00	4020.30	0.00	1317.60	878.40	1317.60	878.40	0.00	0.00	621.90	414.60	621.90	414.60
83	BLC Vertical	Kanangi	49	60	231.00	90.00	60.00	81.00	0.00	28.20	18.80	28.20	18.80	0.00	0.00	28.20	18.80	28.20	18.80
84	BLC Vertical	Panagar	48	95	365.75	142.50	95.00	128.25	3.60	44.40	29.60	44.40	29.60	3.60	2.40	40.80	27.20	44.40	29.60
85	BLC Vertical	Panagar	50	160	616.00	240.00	160.00	216.00	0.00	72.00	48.00	72.00	48.00	0.00	0.00	64.80	43.20	64.80	43.20

Sr. No.	Title of the Project	ULB Name	CSMC No.	No. Sanctioned Units	Approved Project Cost	Approved Golf Support	State Fund	Other Funds (Beneficiaries/ULB Share)	Unspent balance of Previous Installment (A)		Fund Released in Second Installment (B)		Total Funds (A+B)		Usage of Unspent balance of Previous Installment		Second Installment Usage		Fund Utilized	
									Central Share	State Share	Central Share	State Share	Central Share	State Share	Central Share	State Share	Central Share	State Share	Central Share	State Share
86	BLC Vertical	Putan	46	301	1158.85	451.50	301.00	406.35	0.00	0.00	63.60	42.40	63.60	42.40	0.00	0.00	63.60	42.40	63.60	42.40
87	BLC Vertical	Shora	47	303	1166.55	454.50	303.00	409.05	0.00	0.00	159.00	106.00	159.00	106.00	0.00	0.00	131.79	87.86	131.79	87.86
88	BLC Vertical	Getegaon	43	708	2725.80	1062.00	708.00	955.80	6.00	10.67	420.60	280.40	426.60	291.07	6.00	4.00	258.80	172.53	264.80	176.53
89	BLC Vertical	Kardi	48	400	1540.00	600.00	400.00	540.00	0.00	0.00	142.20	94.80	142.20	94.80	0.00	0.00	130.20	86.80	130.20	86.80
90	BLC Vertical	Narsimhapur	42	1438	5536.30	2157.00	1438.00	1941.30	0.00	0.00	657.00	438.00	657.00	438.00	0.00	0.00	605.28	403.52	605.28	403.52
91	BLC Vertical	Baikunthpur	46	273	1051.05	409.50	273.00	368.55	0.00	0.00	192.00	128.00	192.00	128.00	0.00	0.00	107.40	71.60	107.40	71.60
92	BLC Vertical	Govindgarh	36	75	288.75	112.50	75.00	101.25	0.00	0.00	3.60	2.40	3.60	2.40	0.00	0.00	3.00	2.00	3.00	2.00
93	BLC Vertical	Manganj	36	206	793.10	309.00	206.00	278.10	0.00	0.00	15.00	10.00	15.00	10.00	0.00	0.00	15.00	10.00	15.00	10.00
94	BLC Vertical	Manganj	38	423	1628.55	634.50	423.00	571.05	0.00	0.00	256.20	170.80	256.20	170.80	0.00	0.00	148.20	98.80	148.20	98.80
95	BLC Vertical	Naigathi	36	34	130.90	51.00	34.00	45.90	0.00	0.00	4.20	2.80	4.20	2.80	0.00	0.00	1.50	1.00	1.50	1.00
96	BLC Vertical	Rewa	46	556	2140.60	834.00	556.00	750.60	0.00	0.00	177.00	118.00	177.00	118.00	0.00	0.00	134.40	89.60	134.40	89.60
97	BLC Vertical	Rewa	50	272	1047.20	408.00	272.00	367.20	0.00	0.00	80.40	53.60	80.40	53.60	0.00	0.00	63.60	42.40	63.60	42.40
98	BLC Vertical	Semaria	38	381	1466.85	571.50	381.00	514.35	0.00	0.00	183.00	122.00	183.00	122.00	0.00	0.00	116.10	77.40	116.10	77.40
99	BLC Vertical	Arampuratan	50	277	1066.45	415.50	277.00	373.95	0.00	0.00	103.20	68.80	103.20	68.80	0.00	0.00	103.20	68.80	103.20	68.80
100	BLC Vertical	Birsinghpur	38	694	2671.90	1041.00	694.00	936.90	0.00	0.00	297.00	198.00	297.00	198.00	0.00	0.00	297.00	198.00	297.00	198.00
101	BLC Vertical	Chitrakoot	36	235	904.75	352.50	235.00	317.25	0.00	0.00	15.60	10.40	15.60	10.40	0.00	0.00	6.00	4.00	6.00	4.00
102	BLC Vertical	Chitrakoot	46	251	966.35	376.50	251.00	338.85	0.00	0.00	181.20	120.80	181.20	120.80	0.00	0.00	128.76	85.84	128.76	85.84
103	BLC Vertical	Jalwara	36	41	157.85	61.50	41.00	55.35	0.00	0.00	1.80	1.20	1.80	1.20	0.00	0.00	1.80	1.20	1.80	1.20
104	BLC Vertical	Jalwara	49	216	831.60	324.00	216.00	291.60	0.00	0.00	76.20	50.80	76.20	50.80	0.00	0.00	74.40	49.60	74.40	49.60
105	BLC Vertical	Rampur Baghelan	37	542	2086.70	813.00	542.00	731.70	0.00	0.00	292.80	195.20	292.80	195.20	0.00	0.00	189.60	126.40	189.60	126.40
106	BLC Vertical	Rampur Baghelan	38	184	708.40	276.00	184.00	248.40	0.00	0.00	127.80	85.20	127.80	85.20	0.00	0.00	78.00	52.00	78.00	52.00
107	BLC Vertical	Burhar	43	317	1220.45	475.50	317.00	427.95	0.00	0.00	153.60	102.40	153.60	102.40	0.00	0.00	107.46	71.64	107.46	71.64
108	BLC Vertical	Shabdol	36	160	616.00	240.00	160.00	216.00	0.00	0.00	9.00	6.00	9.00	6.00	0.00	0.00	8.40	5.60	8.40	5.60
109	BLC Vertical	Chandia	46	65	250.25	97.50	65.00	87.75	0.00	0.00	31.20	20.80	31.20	20.80	0.00	0.00	21.00	14.00	21.00	14.00
110	BLC Vertical	Pali	49	352	1355.20	528.00	352.00	475.20	0.00	0.00	154.80	103.20	154.80	103.20	0.00	0.00	79.43	52.95	79.43	52.95
111	BLC Vertical	Bijawar	47	93	358.05	139.50	93.00	125.55	0.00	0.00	37.20	24.80	37.20	24.80	0.00	0.00	35.40	23.60	35.40	23.60
112	BLC Vertical	Buxwaha	50	35	134.75	52.50	35.00	47.25	0.00	0.00	12.60	8.40	12.60	8.40	0.00	0.00	12.60	8.40	12.60	8.40
113	BLC Vertical	Ghuwara	47	512	1971.20	768.00	512.00	691.20	0.00	0.00	214.80	143.20	214.80	143.20	0.00	0.00	207.60	138.40	207.60	138.40
114	BLC Vertical	Damoh	36	300	5005.00	1950.00	300.00	1755.00	0.00	0.00	16.20	10.80	16.20	10.80	0.00	0.00	16.20	10.80	16.20	10.80
115	BLC Vertical	Patharia	47	289	1112.65	433.50	289.00	390.15	0.00	0.00	157.80	105.20	157.80	105.20	0.00	0.00	94.11	62.74	94.11	62.74
116	BLC Vertical	Bandhi	52	238	4766.30	1857.00	238.00	1671.30	0.00	0.00	647.40	431.60	647.40	431.60	0.00	0.00	647.40	431.60	647.40	431.60
117	BLC Vertical	Garhakota	50	735	2829.75	1102.50	735.00	992.25	0.00	0.00	369.00	246.00	369.00	246.00	0.00	0.00	227.40	151.60	227.40	151.60
118	BLC Vertical	Mallhaun	52	1639	6310.15	2458.50	1639.00	2212.65	0.00	0.00	700.20	466.80	700.20	466.80	0.00	0.00	544.61	363.07	544.61	363.07
119	BLC Vertical	Shahganj	47	414	1593.90	621.00	414.00	558.90	0.00	0.00	158.40	105.60	158.40	105.60	0.00	0.00	146.40	97.60	146.40	97.60
120	BLC Vertical	Shahpur	49	124	477.40	186.00	124.00	167.40	0.00	0.00	61.20	40.80	61.20	40.80	0.00	0.00	61.20	40.80	61.20	40.80
121	BLC Vertical	Baldeogah	38	200	770.00	300.00	200.00	270.00	0.00	0.00	100.20	66.80	100.20	66.80	0.00	0.00	75.90	50.60	75.90	50.60
122	BLC Vertical	Kani	42	142	546.70	213.00	142.00	191.70	0.00	0.00	73.80	49.20	73.80	49.20	0.00	0.00	50.10	33.40	50.10	33.40
123	BLC Vertical	Khargapur	36	265	1020.25	397.50	265.00	357.75	0.00	0.00	1.20	0.80	1.20	0.80	0.00	0.00	1.20	0.80	1.20	0.80
124	BLC Vertical	Bagli	48	160	616.00	240.00	160.00	216.00	0.00	0.00	81.60	54.40	81.60	54.40	0.00	0.00	73.50	49.00	73.50	49.00
125	BLC Vertical	Bhaurasa	48	218	839.30	327.00	218.00	294.30	0.00	0.00	126.00	84.00	126.00	84.00	0.00	0.00	85.20	56.80	85.20	56.80
126	BLC Vertical	Hatpipya	47	92	354.20	138.00	92.00	124.20	0.00	0.00	51.00	34.00	51.00	34.00	0.00	0.00	37.50	25.00	37.50	25.00
127	BLC Vertical	Kanawad	48	379	1459.15	568.50	379.00	511.65	0.00	0.00	189.60	126.40	189.60	126.40	0.00	0.00	189.60	126.40	189.60	126.40
128	BLC Vertical	Pipalrawan	42	360	1386.00	540.00	360.00	486.00	0.00	0.00	175.20	116.80	175.20	116.80	0.00	0.00	117.60	78.40	117.60	78.40
129	BLC Vertical	Sonkatch	52	42	161.70	63.00	42.00	56.70	0.00	0.00	20.40	13.60	20.40	13.60	0.00	0.00	16.80	11.20	16.80	11.20
130	BLC Vertical	Tonk Khurd	38	277	1066.45	415.50	277.00	373.95	0.00	0.00	117.60	78.40	117.60	78.40	0.00	0.00	81.00	54.00	81.00	54.00
131	BLC Vertical	Nagri	48	268	1031.80	402.00	268.00	361.80	0.00	0.00	147.60	98.40	147.60	98.40	0.00	0.00	109.80	73.20	109.80	73.20
132	BLC Vertical	Narayanganj	48	316	1216.60	474.00	316.00	426.60	0.00	0.00	169.80	113.20	169.80	113.20	0.00	0.00	136.20	90.80	136.20	90.80
133	BLC Vertical	Narayanganj	52	56	215.60	84.00	56.00	75.60	0.00	0.00	9.60	6.40	9.60	6.40	0.00	0.00	9.60	6.40	9.60	6.40

Sr. No.	Title of the Project	ULB Name	CSMC No.	Net Sanctioned Units	Approved Project Cost	Approved Govt Support	State Fund	Other Funds (Beneficiaries / ULB Share)	Unspent balance of Previous Installment (A)		Fund Released in Second Installment (B)		Total Funds (A+B)		Usage of Unspent balance of Previous Installment		Second Installment Usage		Fund Utilized		
									Central Share	State Share	Central Share	State Share	Central Share	State Share	Central Share	State Share	Central Share	State Share	Central Share	State Share	
134	BLC Vertical	Piplya Mandi	48	262	1008.70	393.00	262.00	353.70	0.00	0.00	116.40	77.60	116.40	77.60	0.00	94.80	63.20	94.80	63.20	94.80	63.20
135	BLC Vertical	Shamgarh	38	271	1043.35	406.50	271.00	365.85	0.00	0.00	157.80	105.20	157.80	105.20	0.00	134.40	89.60	134.40	89.60	134.40	89.60
136	BLC Vertical	Rampura	48	46	177.10	69.00	46.00	62.10	0.00	0.00	22.20	14.80	22.20	14.80	0.00	16.80	11.20	16.80	11.20	16.80	11.20
137	BLC Vertical	Dharmod	50	19	73.15	28.50	19.00	23.65	0.00	0.00	9.60	6.40	9.60	6.40	0.00	8.40	5.60	8.40	5.60	8.40	5.60
138	BLC Vertical	Dharmod	52	31	119.35	46.50	31.00	41.85	0.00	0.00	15.60	10.40	15.60	10.40	0.00	8.40	5.60	8.40	5.60	8.40	5.60
139	BLC Vertical	Jaora	49	161	619.85	241.50	161.00	217.35	0.00	0.00	81.00	54.00	81.00	54.00	0.00	80.70	53.80	80.70	53.80	80.70	53.80
140	BLC Vertical	Piploda	50	103	396.55	154.50	103.00	139.05	0.00	0.00	47.40	31.60	47.40	31.60	0.00	34.80	23.20	34.80	23.20	34.80	23.20
141	BLC Vertical	Kanad	52	84	323.40	126.00	84.00	113.40	0.00	0.00	35.40	23.60	35.40	23.60	0.00	33.60	22.40	33.60	22.40	33.60	22.40
142	BLC Vertical	Nalkhedda	46	82	315.70	123.00	82.00	110.70	0.00	0.00	40.20	26.80	40.20	26.80	0.00	40.20	26.80	40.20	26.80	40.20	26.80
143	BLC Vertical	Palaykalan	52	311	1197.35	466.50	311.00	419.85	0.00	0.00	165.60	110.40	165.60	110.40	0.00	139.92	93.28	139.92	93.28	139.92	93.28
144	BLC Vertical	Shujalpur	38	317	1220.45	475.50	317.00	427.95	0.00	0.00	138.60	92.40	138.60	92.40	0.00	138.60	92.40	138.60	92.40	138.60	92.40
145	BLC Vertical	Susner	50	225	866.25	337.50	225.00	303.75	0.00	0.00	134.40	89.60	134.40	89.60	0.00	105.60	70.40	105.60	70.40	105.60	70.40
146	BLC Vertical	Badnagar	46	256	985.60	384.00	256.00	345.60	0.00	0.00	102.60	68.40	102.60	68.40	0.00	63.00	42.00	63.00	42.00	63.00	42.00
147	BLC Vertical	Nagda	48	297	1143.45	445.50	297.00	400.95	0.00	0.00	131.40	87.60	131.40	87.60	0.00	127.80	85.20	127.80	85.20	127.80	85.20
148	BLC Vertical	Nagda	52	474	1824.90	711.00	474.00	639.90	0.00	0.00	231.00	154.00	231.00	154.00	0.00	130.80	87.20	130.80	87.20	130.80	87.20
149	BLC Vertical	Tarana	42	404	1555.40	606.00	404.00	543.40	0.00	0.00	109.80	73.20	109.80	73.20	0.00	92.40	61.60	92.40	61.60	92.40	61.60
150	BLC Vertical	Mandsaur	54	655	2521.75	982.50	655.00	884.25	0.00	0.00	342.60	228.40	342.60	228.40	0.00	204.60	136.40	204.60	136.40	204.60	136.40
		Total		60025	231096.25	90037.50	60025.00	81033.75	9.60	13.07	26529.00	17686.00	26538.60	17699.07	9.60	20231.40	13486.64	20241.00	13476.88	20241.00	13476.88

[Signature]
 Superintending Engineer
 Urban Administration & Development
 Madhya Pradesh

[Signature]
 Mission Director (HFA)
 Urban Administration & Development
 Madhya Pradesh

Enclosure to Annexure-8 As per PMAY(U) Guidelines

Pradhan Mantri Awas Yojana – Housing for All (Urban)
Mission Directorate
Format for Physical Progress of Projects Approved under the Mission

Name of State :- Madhya Pradesh
Name of State Nodal Agency :- Directorate, Urban Administration and Development Department

Sr. No.	Title of the Project	ULB Name	CSMC No.	EWS DUs	No. of Houses (Physical Progress)					
					Not Started	Foundation	Plinth	Lintel	Roof	Finishing
1	BLC Vertical-4	Amra	52	26	1	1	8	12	-	4
2	BLC Vertical-4	Betul	52	165	19	25	62	54	-	5
3	BLC Vertical-4	Mulai	49	48	4	-	3	9	-	32
4	BLC Vertical-4	Timarni	49	98	4	3	17	18	-	56
5	BLC Vertical-4	Babai	37	450	65	26	150	209	-	-
6	BLC Vertical-4	Seoni-Malwa	43	46	12	3	15	5	-	11
7	BLC Vertical-4	Baraily	46	453	97	33	238	81	-	4
8	BLC Vertical-4	Begamganj	47	304	5	1	60	34	-	204
9	BLC Vertical-4	Gairatganj	50	769	22	15	197	352	-	183
10	BLC Vertical-4	Sanchi	52	329	57	18	241	12	-	1
11	BLC Vertical-4	Silwani	47	722	54	22	315	302	-	29
12	BLC Vertical-4	Boda	38	150	13	5	35	60	-	37
13	BLC Vertical-4	Khilchipur	48	301	38	3	62	124	-	74
14	BLC Vertical-4	Khujner	37	556	307	25	81	56	-	87
15	BLC Vertical-4	Machalpur	49	244	5	4	15	94	-	126
16	BLC Vertical-4	Pachore	36	1283	242	49	416	541	-	35
17	BLC Vertical-4	Suthaliya	38	437	135	14	283	5	-	-
18	BLC Vertical-4	Ashra	49	876	270	102	257	228	-	19
19	BLC Vertical-4	Jawar	46	494	173	51	83	79	-	108
20	BLC Vertical-4	Nasrullaganj	48	423	123	24	105	70	-	101
21	BLC Vertical-4	Sehore	36	1335	178	24	863	149	-	121
22	BLC Vertical-4	Ashoknagar	38	431	18	4	41	53	-	315

Sr. No.	Title of the Project	ULB Name	CSMC No.	EWS DUs	No. of Houses (Physical Progress)					Completed	
					Not Started	Foundation	Plinth	Lintel	Roof		Finishing
23	BLC Vertical-4	Mungaoli	36	154	14	12	-	13	30	-	85
24	BLC Vertical-4	Mungaoli	50	162	23	16	-	52	29	-	42
25	BLC Vertical-4	Akoda	48	41	-	1	-	19	21	-	-
26	BLC Vertical-4	Daboh	36	15	-	-	-	2	3	-	10
27	BLC Vertical-4	Mehgaon	37	331	118	60	-	80	53	-	20
28	BLC Vertical-4	Bhandar	42	400	238	37	-	85	34	-	6
29	BLC Vertical-4	Aron	36	35	3	-	-	1	1	-	30
30	BLC Vertical-4	Aron	38	793	42	22	-	177	151	-	401
31	BLC Vertical-4	Aron	48	1199	71	23	-	282	209	-	614
32	BLC Vertical-4	Raghogarth - Vijaypur	38	800	118	41	-	284	122	-	235
33	BLC Vertical-4	Raghogarth - Vijaypur	49	1565	268	88	-	647	226	-	336
34	BLC Vertical-4	Raghogarth - Vijaypur	50	956	235	57	-	390	112	-	162
35	BLC Vertical-4	Bitana	53	57	7	1	-	14	27	-	8
36	BLC Vertical-4	Dabra	49	285	12	9	-	112	89	-	63
37	BLC Vertical-4	Dabra	52	47	6	4	-	22	13	-	2
38	BLC Vertical-4	Jhundpura	36	220	74	83	-	54	2	-	7
39	BLC Vertical-4	Badoda	38	113	6	10	-	32	39	-	26
40	BLC Vertical-4	Sheopur	37	551	62	39	-	255	113	-	82
41	BLC Vertical-4	Sheopur	38	368	55	30	-	184	57	-	42
42	BLC Vertical-4	Sheopur	48	948	300	65	-	370	130	-	83
43	BLC Vertical-4	Badarwas	49	364	8	2	-	124	67	-	163
44	BLC Vertical-4	Khamiyadhana	38	625	148	25	-	162	126	-	164
45	BLC Vertical-4	Barwani	46	140	1	1	-	7	50	-	81
46	BLC Vertical-4	Barwani	52	38	2	3	-	13	18	-	2
47	BLC Vertical-4	Khetia	46	27	5	-	-	-	7	-	15
48	BLC Vertical-4	Khetia	50	305	107	16	-	46	74	-	62
49	BLC Vertical-4	Palsud	48	781	104	44	-	462	82	-	89
50	BLC Vertical-4	Rajpur	48	339	83	34	-	73	56	-	93
51	BLC Vertical-4	Sendhwa	50	293	29	18	-	46	55	-	145

Sr. No.	Title of the Project	ULB Name	CSMC No.	No. of EWS DUs	No. of Houses (Physical Progress)				Completed	
					Not Started	Foundation	Plinth	Lintel		Roof
52	BLC Vertical-4	Burhanpur	46	2112	269	38	-	496	144	1,165
53	BLC Vertical-4	Shahpur	52	311	5	4	-	27	114	161
54	BLC Vertical-4	Badnawar	49	69	8	7	-	9	35	10
55	BLC Vertical-4	Dahi	48	522	41	70	-	240	146	25
56	BLC Vertical-4	Dharanpuri	50	995	361	82	-	324	29	199
57	BLC Vertical-4	Pithampur	38	1036	96	76	-	693	161	10
58	BLC Vertical-4	Rajgarh	52	342	36	11	-	155	73	67
59	BLC Vertical-4	Chhanera	49	476	14	7	-	53	273	129
60	BLC Vertical-4	Khandwa	46	646	91	9	-	148	103	295
61	BLC Vertical-4	Mundi	46	278	14	15	-	61	132	56
62	BLC Vertical-4	Hatod	50	311	45	6	-	50	101	109
63	BLC Vertical-4	Hatod	52	8	-	2	-	-	1	5
64	BLC Vertical-4	Meghnagar	47	438	65	40	-	146	116	71
65	BLC Vertical-4	Maheshwar	42	599	110	22	-	165	117	185
66	BLC Vertical-4	Baihar	47	64	12	12	-	21	12	7
67	BLC Vertical-4	Malajkhand	49	372	86	53	-	143	49	41
68	BLC Vertical-4	Amarwara	49	186	17	10	-	37	63	59
69	BLC Vertical-4	Chandameta- Butaria	36	166	93	5	-	35	12	21
70	BLC Vertical-4	Chhindwara	48	1825	255	57	-	541	306	666
71	BLC Vertical-4	Hatrai	42	41	17	6	-	8	1	9
72	BLC Vertical-4	Mohgaon	49	123	12	3	-	31	21	56
73	BLC Vertical-4	Neuton Chikhli Kalan	49	44	3	1	-	13	6	21
74	BLC Vertical-4	Pandhurna	49	834	142	45	-	238	152	257
75	BLC Vertical-4	Sausar	42	138	13	6	-	15	18	86
76	BLC Vertical-4	Sausar	49	117	31	8	-	23	18	37
77	BLC Vertical-4	Sausar	52	24	6	-	-	2	1	15
78	BLC Vertical-4	Dindori	46	152	22	13	-	37	53	27
79	BLC Vertical-4	Shahpura	34	237	3	1	-	8	29	196
80	BLC Vertical-4	Barela	48	506	23	14	-	238	66	165
81	BLC Vertical-4	Bhedaghat	43	12	-	-	-	2	-	10

Sr. No.	Title of the Project	ULB Name	CSMC No.	EWS DUs	No. of Houses (Physical Progress)				Completed		
					Not Started	Foundation	Plinth	Lintel		Roof	Finishing
82	BLC Vertical-4	Jabalpur	42	2978	663	364	-	862	708	-	381
83	BLC Vertical-4	Katangi	49	60	8	-	-	1	1	-	50
84	BLC Vertical-4	Panagar	48	95	3	4	-	16	53	-	19
85	BLC Vertical-4	Panagar	50	160	19	12	-	44	85	-	-
86	BLC Vertical-4	Patan	46	301	58	12	-	92	102	-	37
87	BLC Vertical-4	Sihora	47	303	42	12	-	74	120	-	55
88	BLC Vertical-4	Gotegaon	43	708	177	25	-	454	30	-	22
89	BLC Vertical-4	Kareli	48	400	3	3	-	148	134	-	112
90	BLC Vertical-4	Narsimhapur	42	1438	312	43	-	636	152	-	295
91	BLC Vertical-4	Baikunthpur	46	273	68	31	-	97	51	-	26
92	BLC Vertical-4	Govindgarh	36	75	4	1	-	29	16	-	25
93	BLC Vertical-4	Mauganj	36	206	14	12	-	98	19	-	63
94	BLC Vertical-4	Mauganj	38	423	233	50	-	126	8	-	6
95	BLC Vertical-4	Naigarhi	36	34	6	1	-	16	5	-	6
96	BLC Vertical-4	Rewa	46	556	34	24	-	193	126	-	179
97	BLC Vertical-4	Rewa	50	272	17	24	-	111	35	-	85
98	BLC Vertical-4	Semaria	38	381	138	31	-	133	12	-	67
99	BLC Vertical-4	Amarpatan	50	277	10	25	-	105	111	-	26
100	BLC Vertical-4	Birsinghpur	38	694	222	111	-	282	31	-	48
101	BLC Vertical-4	Chitrakoot	36	235	70	28	-	46	67	-	24
102	BLC Vertical-4	Chitrakoot	46	251	81	42	-	98	23	-	7
103	BLC Vertical-4	Jaitwara	36	41	14	3	-	11	5	-	8
104	BLC Vertical-4	Jaitwara	49	216	15	20	-	110	34	-	37
105	BLC Vertical-4	Rampur Baghelan	37	542	138	112	-	251	32	-	9
106	BLC Vertical-4	Rampur Baghelan	38	184	96	24	-	55	9	-	-
107	BLC Vertical-4	Burhar	43	317	54	52	-	151	45	-	15
108	BLC Vertical-4	Shadol	36	160	10	8	-	84	42	-	16
109	BLC Vertical-4	Chandia	46	65	18	7	-	17	10	-	13
110	BLC Vertical-4	Pali	49	352	120	37	-	67	117	-	11
111	BLC Vertical-4	Bijawar	47	93	6	11	-	72	2	-	2
112	BLC Vertical-4	Buxwaha	50	35	1	3	-	13	10	-	8

Sr. No.	Title of the Project	ULB Name	CSMC No.	No. of EWS DUs	No. of Houses (Physical Progress)				Completed	
					Not Started	Foundation	Plinth	Lintel		Roof
113	BLC Vertical-4	Chuwara	47	512	96	67	228	115	-	6
114	BLC Vertical-4	Damoh	36	1300	221	79	356	240	-	404
115	BLC Vertical-4	Patharia	47	289	125	16	98	48	-	2
116	BLC Vertical-4	Bandri	52	1238	127	120	762	189	-	40
117	BLC Vertical-4	Garhakota	50	735	91	40	392	97	-	115
118	BLC Vertical-4	Malthaun	52	1639	232	257	943	185	-	22
119	BLC Vertical-4	Shahgarh	47	414	21	17	234	51	-	91
120	BLC Vertical-4	Shahpur	49	124	11	8	38	21	-	46
121	BLC Vertical-4	Baldeogarh	38	200	47	12	42	42	-	57
122	BLC Vertical-4	Kari	42	142	33	11	77	17	-	4
123	BLC Vertical-4	Kharagapur	36	265	88	31	58	34	-	54
124	BLC Vertical-4	Bagli	48	160	18	5	25	44	-	68
125	BLC Vertical-4	Bhaurasa	48	218	44	15	79	46	-	34
126	BLC Vertical-4	Hapipiya	47	92	19	3	19	20	-	31
127	BLC Vertical-4	Karnawad	48	379	23	14	65	133	-	144
128	BLC Vertical-4	Pipalrawan	42	360	88	11	130	90	-	41
129	BLC Vertical-4	Sonkatch	52	42	7	6	11	5	-	13
130	BLC Vertical-4	Tonk Khurd	38	277	75	30	112	43	-	17
131	BLC Vertical-4	Nagri	48	268	53	9	77	96	-	33
132	BLC Vertical-4	Narayangarh	48	316	59	14	114	62	-	67
133	BLC Vertical-4	Narayangarh	52	56	6	2	32	5	-	11
134	BLC Vertical-4	Pipiya Mandi	48	262	6	14	60	115	-	67
135	BLC Vertical-4	Shamgarh	38	271	40	22	100	101	-	8
136	BLC Vertical-4	Rampura	48	46	8	2	35	-	-	1
137	BLC Vertical-4	Dhamnod	50	19	1	-	6	9	-	3
138	BLC Vertical-4	Dhamnod	52	31	11	4	10	5	-	1
139	BLC Vertical-4	Jaora	49	161	22	3	48	41	-	47
140	BLC Vertical-4	Pipoda	50	103	28	6	40	18	-	11
141	BLC Vertical-4	Kanad	52	84	4	5	15	39	-	21
142	BLC Vertical-4	Nalkheda	46	82	1	-	2	9	-	70
143	BLC Vertical-4	Polaykalan	52	311	58	2	92	118	-	41

Sr. No.	Title of the Project	ULB Name	CSMC No.	EWS DUs	No. of Houses (Physical Progress)						
					Not Started	Foundation	Plinth	Lintel	Roof	Finishing	Completed
144	BLC Vertical-4	Shujalpur	38	317	11	1	-	175	28	-	102
145	BLC Vertical-4	Susner	50	225	44	13	-	92	31	-	45
146	BLC Vertical-4	Badnagar	46	256	99	13	-	57	79	-	8
147	BLC Vertical-4	Nagda	48	297	28	9	-	57	41	-	162
148	BLC Vertical-4	Nagda	52	474	188	7	-	144	54	-	81
149	BLC Vertical-4	Tarana	42	404	10	10	-	101	131	-	152
150	BLC Vertical-4	Mandsaur	54	655	364	13	-	142	126	-	10
Total				60,025	10,932	3,839	-	21,074	11,618	-	12,562

Superintending Engineer
Urban Administration & Development
Madhya Pradesh

Mission Director (HFA)
Urban Administration & Development
Madhya Pradesh